

VIP Selective Labeling of Peptides with *o*-Carboranes via Manganese(I)-Catalyzed C–H Activation

Becky Bongsuiru Jei,^[a, b] Long Yang,^[a, b] and Lutz Ackermann^{*[a, b]}

Abstract: A robust method for the selective labeling of peptides via manganese(I) catalysis was devised to achieve the C-2 alkenylation of tryptophan containing peptides with 1-ethynyl-*o*-carboranes. The manganese-catalyzed C–H activation was accomplished with high catalytic efficiency, and

featured low toxicity, high functional group tolerance and excellent *E*-stereoselectivity. This approach unravels a promising tool for the assembly of *o*-carborane with structurally complex peptides of relevance to applications in boron neutron capture therapy.

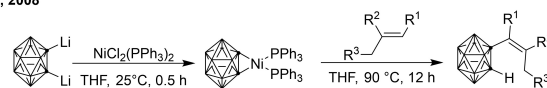
The application of indole alkaloids^[1] and tryptophan containing peptides^[2] in medicine, such as cancer therapy, has attracted interest towards the sustainable assembly of diverse indole decorated structural motifs.^[3] Transition metal catalyzed C–H activation has evolved as an enabling tool for the site-selective functionalization of indoles^[4] and late-stage modification of peptides.^[5] Thus during recent years, increasing attention has been channeled towards the late-stage diversification of tryptophan containing peptides via transition metal catalyzed C–H activation of the indole moiety.^[6] While manganese(I) catalysis has evolved as a powerful tool for molecular catalysis^[7] and despite indisputable progress attained with 3d metal complexes in C–H activation, their application towards the modification of carborane derivatives has proven elusive.

Carboranes are cage boron clusters containing one or more carbons with a three-dimensional electronic delocalization.^[8] Due to the similarity in bond length between the carbon-carbon, carbon-boron and boron-boron bonds, these clusters exhibit similar reactivity to that of benzene.^[9] During the last decade, the application of carborane clusters in materials science,^[10] coordination chemistry,^[11] and boron neutron capture therapy (BNCT)^[12] has attracted major attention. This has

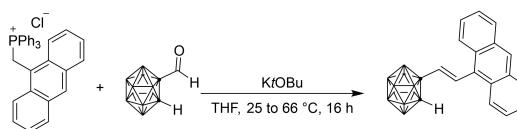
brought about magnificent advances in regioselective cage B–H functionalization,^[13] cage C–H functionalization^[14] and sustainable protocols^[15] for the modification of these boron rich clusters. Noble transition metal complexes have enabled recent achievements in the cage B-alkenylation of *o*-carboranes.^[16] Also, the synthesis of cage C-alkenyl-*o*-carboranes have been accomplished by the condensation of decaborane with alkenyl acetylenes,^[17] Ullmann coupling^[18] and Wittig reaction^[19] (Scheme 1b). Xie and co-workers reported the nickel-mediated cross-coupling of *o*-carboranes with styrenes via a *o*-carborynyl intermediate^[20] (Scheme 1a) and organophosphine-catalyzed alkenylation of *o*-carboranes with electron deficient alkynes.^[21] However, these protocols suffer challenges such as, the use of stoichiometric amounts of nickel and organolithium reagents as

Conventional carborane olefinations

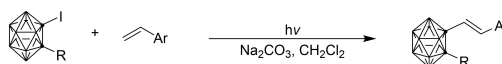
a) Xie, 2008



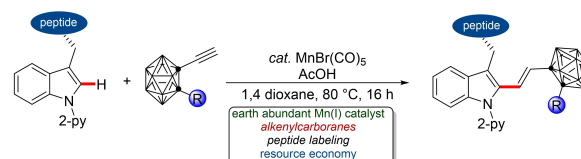
b) Teixidor, 2010



c) Xie, 2022



Direct olefination by Mn(I)-catalysis



Scheme 1. Manganese(I) catalyzed C–H alkenylation of tryptophan.

[a] B. B. Jei, Dr. L. Yang, Prof. Dr. L. Ackermann
 Institut für Organische und Biomolekulare Chemie
 Georg-August-Universität Göttingen
 Tamannstraße 2, 37077, Göttingen, Germany
 E-mail: Lutz.Ackermann@chemie.uni-goettingen.de
 Homepage: <http://www.ackermann.chemie.uni-goettingen.de>

[b] B. B. Jei, Dr. L. Yang, Prof. Dr. L. Ackermann
 Woehler Research Institute for Sustainable Chemistry (WISCh)
 Georg-August-Universität Göttingen
 Tamannstraße 2, 37077, Göttingen (Germany)

Supporting information for this article is available on the WWW under <https://doi.org/10.1002/chem.202200811>

Part of a Special Collection for the 8th EuChemS Chemistry Congress 2022 consisting of contributions from selected speakers and conveners. To view the complete collection, visit 8th EuChemS Chemistry Congress.

© 2022 The Authors. Chemistry - A European Journal published by Wiley-VCH GmbH. This is an open access article under the terms of the Creative Commons Attribution License, which permits use, distribution and reproduction in any medium, provided the original work is properly cited.

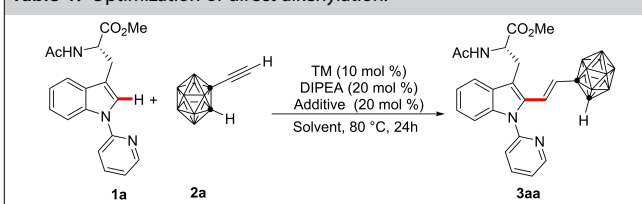
well as long reaction time required for optimum yields with limited scope to activated alkynes. These limitations jeopardize the efficiency of the pre-existing methods and makes the protocols largely impractical. In spite of the recently unveiled light assisted alkenylation of 1-iodo-*o*-carborane (Scheme 1c),^[22] sustainable access to 1-alkenylcarboranes is still open to innovative improvements.

The increasing demand for more sustainable methods to access organic molecules and development of novel compounds has fueled the use of earth-abundant 3d transition metal complexes as the future of organometallic catalysis. Their comparatively low toxicity, cost efficiency and unique chemo-selectivity gives them high preference over their 4d and 5d counterparts.^[23] The versatility of a manganese(I) regime in the hydroarylation of tryptophan containing peptides has been recently achieved with terminal alkynes.^[24] Within our program on sustainable synthesis, we report the first earth-abundant manganese(I) site and stereo selective C–H activation for the hydroarylation of decorated peptides to access carborane-labeled peptides.

We initiated our studies with a representative set of reaction conditions consisting of tryptophan **1a** with *o*-carboranyl acetylene **2a** in the presence of a MnBr(CO)₅, DIPEA in Et₂O at 80 °C for 24 h, successfully furnishing 74% yield of the desired product **3aa**. An improvement in yield of the alkene **3** to 81% was observed with AcOH as the additive (entry 2). In addition, a switch in solvent from Et₂O to 1,4-dioxane resulted in an appreciable increase in the catalytic efficiency (entry 3). Comparatively, NaOAc was shown to be less effective than AcOH (entry 4). Additionally, we investigated the efficacy of other transition metal catalysts such as ReBr(CO)₅, [Cp*RhCl₂]₂, and Mn₂(CO)₁₀ in the C-2 alkenylation. Interestingly, the formation of product **3** was only enabled by MnBr(CO)₅ (entries 5–7). An increase in the reaction temperature to 100 °C diminished the efficacy of our manganese(I) catalyst (entry 8). Control experiments revealed the importance of each component of the system. First, the principal role of the manganese(I) catalyst was indisputably reflected by the inability to achieve the transformation in the absence of the metal catalyst (entry 9). Second, the unique role of the additive in the manganese(I) regime was expressed in a drastic drop in the yield in its absence (entry 10). Next, the robust and user-friendly nature of manganese(I) catalysis allowed the catalysis to proceed efficiently under air (entry 11). Moreover, the catalysis was effective in the absence of DIPEA (96%, entry 12). Overall optimal yields were obtained with an equimolar amount of **1a** and **2a** with MnBr(CO)₅ (10 mol%) as catalyst, along with AcOH (20 mol%) in 1,4 dioxane at 80 °C for 16 h (Table 1).

With the optimized conditions in hand, we were keen to explore the robustness of our manganese(I) catalyst (Scheme 2). Generally, excellent *E*-stereoselectivity of >20/1 were observed for all products. *N*-protected tryptophans featuring the Boc, acetyl and the phthalimide groups **3aa**, **3ba** and **3ca**, respectively, were transformed to the desired product in excellent yields. The detachable benzyl ester tryptophan was also transformed into the desired product **3da** in excellent yield. It is worthy of note that a variety of dipeptides furnished

Table 1. Optimization of direct alkenylation.^[a]



| Entry | TM | Additive | Solvent | yield [%] |
|-------|--------------------------------------|---------------------|-------------------|-------------------|
| 1 | MnBr(CO) ₅ | PhCO ₂ H | Et ₂ O | 74 |
| 2 | MnBr(CO) ₅ | AcOH | Et ₂ O | 81 |
| 3 | MnBr(CO) ₅ | AcOH | 1,4-dioxane | 94 |
| 4 | MnBr(CO) ₅ | NaOAc | 1,4-dioxane | 85 |
| 5 | Mn ₂ (CO) ₁₀ | AcOH | 1,4-dioxane | — |
| 6 | ReBr(CO) ₅ | AcOH | 1,4-dioxane | — |
| 7 | [Cp*RhCl ₂] ₂ | AcOH | 1,4-dioxane | — |
| 8 | MnBr(CO) ₅ | AcOH | 1,4-dioxane | 80 ^[b] |
| 9 | — | AcOH | 1,4-dioxane | — |
| 10 | MnBr(CO) ₅ | — | 1,4-dioxane | 28 |
| 11 | MnBr(CO) ₅ | AcOH | 1,4-dioxane | 94 ^[c] |
| 12 | MnBr(CO) ₅ | AcOH | 1,4-dioxane | 96 ^[d] |

[a] Reaction conditions: **1a** (0.10 mmol), **2a** (0.10 mmol), MnBr(CO)₅ (10 mol%), AcOH (20 mol%), DIPEA (20 mol%) solvent (1.0 mL), under N₂, 80 °C, 24 h. Isolated yields are reported. [b] At 100 °C. [c] Under air. [d] No DIPEA for 16 h.

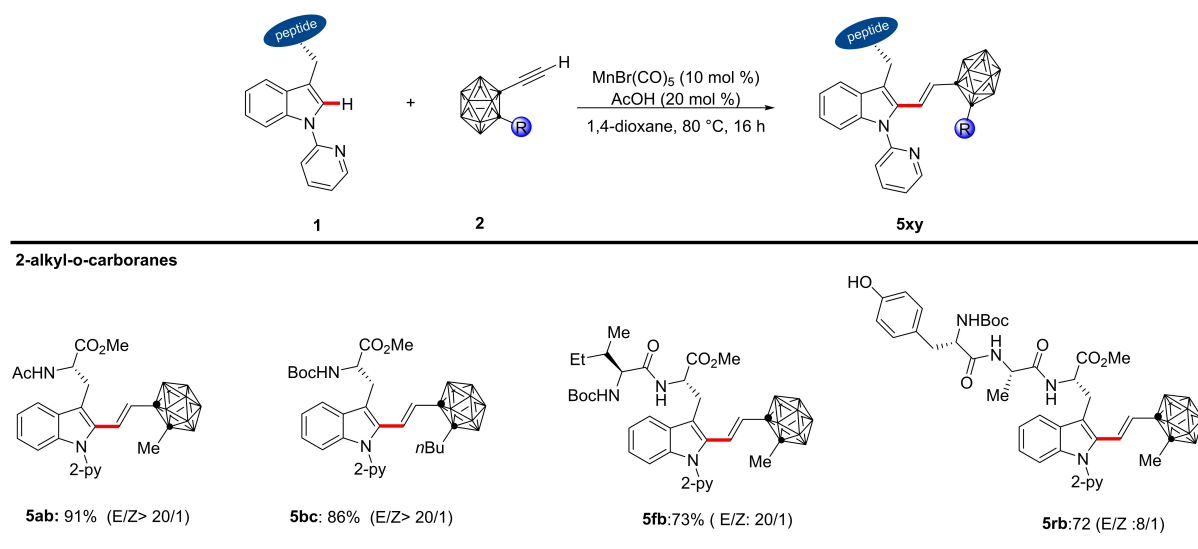
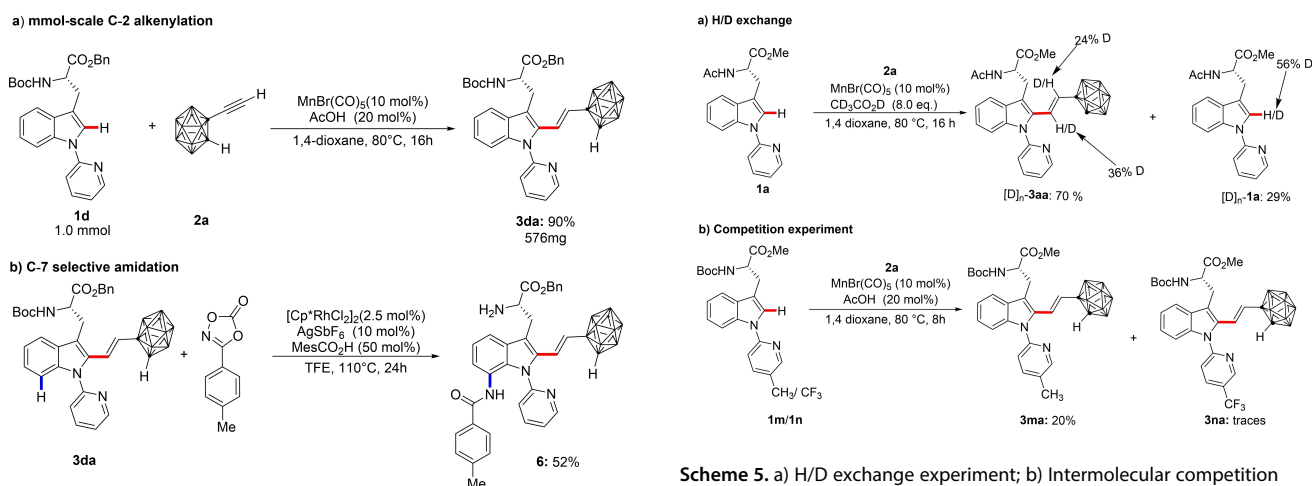
the desired products without jeopardizing the tolerance of sensitive functional groups on the amino acid side chains. The robustness of the manganese(I) catalyst was hence highlighted with the successful transformation of dipeptides with alkyl side chains (**3fa–3ia**), oxidation sensitive groups found in methionine (**3ja**) and modified cysteine (**3ka**). Furthermore, electron donating (Me; **3ma**) and withdrawing (CF₃; **3na**) substituents on the pyridine directing group successfully furnished the desired products in high yields (85% and 55%).

To ascertain the validity of our manganese(I) catalysis to structurally complex substrates we extended our scope to tripeptides. Interestingly, tripeptides anchoring hydroxyl groups like tyrosine (**4ra**) and *O*-silylated serine (**4qa**) furnished the alkenylated peptides with high chemo and *E*-stereoselectivities. In addition, cysteine-based tripeptide (**4pa**) also afforded the desired product in the presence of AcOH/AcONa buffer system in good yields.

Motivated by the versatility of our manganese(I) catalysis, we demonstrated the effect of different substituents on the 2-*o*-carboranyl cage carbon (Scheme 3). Hence, methyl and *n*-butyl decorated *o*-carboranes furnished the products with the amino acid **5ab** and **5bc**, dipeptide **5fb** as well as tripeptide **5rb**, while internal alkynes gave thus far less satisfactory results.

The applicability of our approach on scale was demonstrated by performing a 1.0 mmol scale with comparable yield (Scheme 4a). In a quest to further derivatize our products, subsection of the thus-obtained amino acid **3da** to rhodium(III) catalysis^[6a] resulted in the C-7 amidation of **3da** to afford NH₂-free amide **6** in good yield (Scheme 4b).

Given the unique selectivity of our acid assisted manganese(I) regime, we became interested in delineating the catalyst's mode of action. A notable H/D scrambling at the C-2 position of the indole moiety was observed in the re-isolated

Scheme 3. Manganese(I)-catalyzed C–H alkenylation with substituted *o*-carboranes **2**.Scheme 4. a) 1.0 mmol scale C–H alkenylation; b) Late-stage C–H amidation of conjugated **3 da**.

$[\text{D}]_n\text{-1a}$ in the presence of deuterated acetic acid under standard catalytic conditions. This was indicative of a reversible C–H activation step. In addition, deuterium incorporation was also observed for the olefinic protons of product $[\text{D}]_n\text{-3aa}$ (Scheme 5a) supporting the existence of H/D exchange in the reaction.^[25] Intermolecular competition experiments revealed a preferential reactivity of electron donating substituent **3 m** over the electron withdrawing group **3 n** on the directing group (Scheme 5b).

Based on our studies and previous reports,^[26] we propose the C-2 selective manganese(I) catalyzed alkenylation to proceed as follows.^[27] The reaction starts with the reversible C–H activation to give cyclometallated complex **A**. Coordination of alkyne **2** results in the formation of complex **B**, which undergoes migratory insertion of the alkyne at C-2 to form a seven-membered cyclometallated complex **C**. Proto-demetalla-

Scheme 5. a) H/D exchange experiment; b) Intermolecular competition experiment.

tion from acetic acid furnishes the desired product **3**. At the same time, complex **D** is generated and releases the acetate which further reacts with **1** and **2** to regenerate complex **B**.

In conclusion, we have developed a manganese(I)-catalyzed C–H alkenylation to access *o*-carborane decorated tryptophan containing peptides for the assembly of structurally complex boron-rich peptides. The strategy is atom economical, efficient, and demonstrates excellent chemo/stereo-selectivity. The thus-obtained boron-rich compounds are available to further modifications with the prospects for future applications as potential candidates to cancer therapy, within boron neutron capture therapy.

Experimental Section

Detailed experimental procedures and analytical data are available in the Supporting Information online.

Acknowledgments

The generous support from the German Academic Exchange Service (DAAD fellowship to B.B.J.) and CSC (fellowship to L.Y.) are acknowledged. Gratitude also goes to the DFG (Gottfried-Wilhelm-Leibniz award to L.A.). Open Access funding enabled and organized by Projekt DEAL.

Conflict of Interest

The authors declare no conflict of interest.

Data Availability Statement

The data that support the findings of this study are available in the supplementary material of this article.

Keywords: carboranes · C–H alkenylation · chemoselectivity · manganese catalysis · peptide-diversification

- [1] a) A. Kumari, R. K. Singh, *Bioorg. Chem.* **2019**, *89*, 103021; b) H. A. Hamid, A. N. M. Ramli, M. M. Yusoff, *Front. Pharmacol.* **2017**, *8*; c) N. Chadha, O. Silakari, *Eur. J. Med. Chem.* **2017**, *134*, 159–184.
- [2] a) B. M. Cooper, J. Iegre, D. H. O' Donovan, M. Ölwegård Halvarsson, D. R. Spring, *Chem. Soc. Rev.* **2021**, *50*, 1480–1494; b) M. Muttenthaler, G. F. King, D. J. Adams, P. F. Alewood, *Nat. Rev. Drug Discovery* **2021**, *20*, 309–325; c) W. Chiangjong, S. Chutipongtanate, S. Hongeng, *Int. J. Oncol.* **2020**, *57*, 678–696; d) P. Hoppenz, S. Els-Heindl, A. G. Beck-Sickinger, *Front. Chem.* **2020**, *8*; e) A. F. Räder, M. Weinmüller, F. Reichart, A. Schumacher-Klinger, S. Merzbach, C. Gilon, A. Hoffman, H. Kessler, *Angew. Chem. Int. Ed.* **2018**, *57*, 14414–14438; *Angew. Chem.* **2018**, *130*, 14614–14640.
- [3] a) U. Sharma, I. Kumar, R. Kumar, *Synthesis* **2018**, *50*, 2655–2677; b) R. Mancuso, R. Dalpozzo, *Catalysts* **2018**, *8*, 458.
- [4] a) B. G. Reed-Berendt, D. E. Latham, M. B. Dambatta, L. C. Morrill, *ACS Cent. Sci.* **2021**, *7*, 570–585; b) T. Rogge, N. Kaplaneris, N. Chatani, J. Kim, S. Chang, B. Punji, L. L. Schafer, D. G. Musaev, J. Wencel-Delord, C. A. Roberts, R. Sarpong, Z. E. Wilson, M. A. Brimble, M. J. Johansson, L. Ackermann, *Nat. Rev. Methods Primers* **2021**, *1*, 43; c) L. Guillemard, N. Kaplaneris, L. Ackermann, M. J. Johansson, *Nat. Chem. Rev.* **2021**, *5*, 522–545; d) S. Rej, A. Das, N. Chatani, *Coord. Chem. Rev.* **2021**, *431*, 213683; e) P. Gandeepan, T. Müller, D. Zell, G. Cera, S. Warratz, L. Ackermann, *Chem. Rev.* **2019**, *119*, 2192–2452; f) B. G. Reed-Berendt, K. Polidano, L. C. Morrill, *Org. Biomol. Chem.* **2019**, *17*, 1595–1607; g) R. H. Crabtree, A. Lei, *Chem. Rev.* **2017**, *117*, 8481–8482; h) R. P. Loach, O. S. Fenton, K. Amaike, D. S. Siegel, E. Ozkal, M. Movassaghi, *J. Org. Chem.* **2014**, *79*, 11254–11263.
- [5] a) J. Liu, P. Wang, Z. Yan, J. Yan, Kenry, Q. Zhu, *ChemBioChem* **2021**, *22*, 2762–2771; b) B.-B. Zhan, M.-X. Jiang, B.-F. Shi, *Chem. Commun.* **2020**, *56*, 13950–13958; c) W. Wang, M. M. Lorion, J. Shah, A. R. Kapdi, L. Ackermann, *Angew. Chem. Int. Ed.* **2018**, *57*, 14700–14717; *Angew. Chem.* **2018**, *130*, 14912–14930.
- [6] a) W. Wang, J. Wu, R. Kuniyil, A. Kopp, R. N. Lima, L. Ackermann, *Chem.* **2020**, *6*, 3428–3439; b) Z. Bai, C. Cai, W. Sheng, Y. Ren, H. Wang, *Angew. Chem. Int. Ed.* **2020**, *59*, 14686–14692; *Angew. Chem.* **2020**, *132*, 14794–14800; c) H. Grub, N. Sewald, *ACS Catal.* **2020**, *26*, 5328–5340; d) M. M. Lorion, N. Kaplaneris, J. Son, R. Kuniyil, L. Ackermann, *Angew. Chem. Int. Ed.* **2019**, *58*, 1684–1688; *Angew. Chem.* **2019**, *131*, 1698–1702; e) A. J. Reay, L. A. Hammarback, J. T. W. Bray, T. Sheridan, D. Turnbull, A. C. Whitwood, I. J. S. Fairlamb, *ACS Catal.* **2017**, *7*, 5174–5179; f) A. Schischko, H. Ren, N. Kaplaneris, L. Ackermann, *Angew. Chem. Int. Ed.* **2017**, *56*, 1576–1580; *Angew. Chem.* **2017**, *129*, 1598–1602; g) T. J. Williams, A. J. Reay, A. C. Whitwood, I. J. S. Fairlamb, *Chem. Commun.* **2014**, *50*, 3052–3054.
- [7] a) N. Kaplaneris, F. Kaltenhäuser, G. Sirvinskaite, S. Fan, T. D. Oliveira, L.-C. Conradi, L. Ackermann, *Sci. Adv.* **2021**, *7*, eabe6202; b) T. Liu, Y. Hu, Y. Yang, C. Wang, *CCS* **2021**, *3*, 749–757; c) S. Kopf, H. Neumann, M. Beller, *Chem. Commun.* **2021**, *57*, 1137–1140; d) Y. Kuninobu, S. Sueki, N. Kaplaneris, L. Ackermann, in *Catalysis with Earth-abundant Elements*, The Royal Society of Chemistry, **2021**, pp. 139–230; e) K. Sneh, T. Torigoe, Y. Kuninobu, *Beilstein J. Org. Chem.* **2021**, *17*, 885–890; f) L. Duarte De Almeida, F. Bourriquen, K. Junge, M. Beller, *Adv. Synth. Catal.* **2021**, *363*, 4109; g) Z. Wang, C. Wang, *Green Synth. Catal.* **2021**, *2*, 66–69; h) N. Kaplaneris, T. Rogge, R. Yin, H. Wang, G. Sirvinskaite, L. Ackermann, *Angew. Chem. Int. Ed.* **2019**, *58*, 3476–3480; *Angew. Chem.* **2019**, *131*, 3514–3518; i) W. Wang, P. Subramanian, O. Martinazzoli, J. Wu, L. Ackermann, *Chem. Eur. J.* **2019**, *25*, 10585–10589; j) S. Ali, J. Huo, C. Wang, *Org. Lett.* **2019**, *21*, 6961–6965; k) A. Schischko, N. Kaplaneris, T. Rogge, G. Sirvinskaite, J. Son, L. Ackermann, *Nat. Commun.* **2019**, *10*, 1–9; l) C. Wang, M. Rueping, *ChemCatChem* **2018**, *10*, 2681; m) Y. Hu, B. Zhou, C. Wang, *Acc. Chem. Res.* **2018**, *51*, 816–827; n) X. Yu, J. Tang, X. Jin, Y. Yamamoto, M. Bao, *Asian J. Org. Chem.* **2018**, *7*, 550–553; o) X. Kong, B. Xu, *Org. Lett.* **2018**, *20*, 4495–4498; p) R. Cano, K. Mackey, G. P. McGlacken, *Catal. Sci. Technol.* **2018**, *8*, 1251–1266; q) C. Wang, B. Maity, L. Cavallo, M. Rueping, *Org. Lett.* **2018**, *20*, 3105–3108; r) S.-Y. Chen, Q. Li, H. Wang, *J. Org. Chem.* **2017**, *82*, 11173–11181; s) Q. Lu, S. Greßies, F. J. R. Klauck, F. Glorius, *Angew. Chem. Int. Ed.* **2017**, *56*, 6660–6664; *Angew. Chem.* **2017**, *129*, 6760–6764; t) Z. Ruan, N. Saueremann, E. Manoni, L. Ackermann, *Angew. Chem. Int. Ed.* **2017**, *129*, 3220–3224; u) J. R. Carney, B. R. Dillon, S. P. Thomas, *Eur. J. Org. Chem.* **2016**, *2016*, 3912–3929; v) W. Liu, L. Ackermann, *ACS Catal.* **2016**, *6*, 3743–3752; w) N. P. Yahaya, K. M. Appleby, M. Teh, C. Wagner, E. Trotschke, J. T. W. Bray, S. B. Duckett, L. A. Hammarback, J. S. Ward, J. Milani, N. E. Pridmore, A. C. Whitwood, J. M. Lynam, I. J. S. Fairlamb, *Angew. Chem. Int. Ed.* **2016**, *55*, 12455–12459; *Angew. Chem.* **2016**, *128*, 12643–12647; x) B. Zhou, P. Ma, H. Chen, C. Wang, *Chem. Commun.* **2014**, *50*, 14558–14561; y) K. Yoichiro, K. Kou, T. Kazuhiko, *Chem. Lett.* **2008**, *37*, 740–741; z) Y. Kuninobu, Y. Nishina, T. Takeuchi, K. Takai, *Angew. Chem. Int. Ed.* **2007**, *46*, 6518–6520; *Angew. Chem.* **2007**, *119*, 6638–6640.
- [8] R. B. King, *Chem. Rev.* **2001**, *101*, 1119–1152.
- [9] J. Poater, M. Solà, C. Viñas, F. Teixidor, *Angew. Chem. Int. Ed.* **2014**, *53*, 12191–12195; *Angew. Chem.* **2014**, *126*, 12387–12391.
- [10] a) A. Saha, E. Oleshkevich, C. Vinas, F. Teixidor, *Adv. Mater.* **2017**, *29*, 1704238; b) R. Núñez, M. Tarrés, A. Ferrer-Ugalde, F. F. de Biani, F. Teixidor, *Chem. Rev.* **2016**, *116*, 14307–14378.
- [11] Z.-J. Yao, G.-X. Jin, *Coord. Chem. Rev.* **2013**, *257*, 2522–2535.
- [12] a) E. Zargham, C. Mason, M. Lee, Jr, *Int. J. Cancer Clin. Res* **2019**, *6*, 110–113; b) A. F. Armstrong, J. F. Valliant, *Dalton Trans.* **2007**, 4240–4251; c) V. J. Reddy, M. M. Roforth, C. Tan, M. V. R. Reddy, *Inorg. Chem.* **2007**, *46*, 381–383.
- [13] a) Y. K. Au, Z. Xie, *Bull. Chem. Soc. Jpn.* **2021**, *94*, 879–899; b) H.-J. Cao, X. Wei, F. Sun, X. Zhang, C. Lu, H. Yan, *Chem. Sci.* **2021**, *12*, 15563–15571; c) H.-J. Cao, M. Chen, F. Sun, Y. Zhao, C. Lu, X. Zhang, Z. Shi, H. Yan, *ACS Catal.* **2021**, *11*, 14047–14057; d) C. Guo, Z. Qiu, Z. Xie, *ACS Catal.* **2021**, *11*, 2134–2140; e) Y.-F. Liang, L. Yang, B. B. Jei, R. Kuniyil, L. Ackermann, *Chem. Sci.* **2020**, *11*, 10764–10769; f) Y. Baek, *J. Am. Chem. Soc.* **2020**, *142*, 9890–9895; g) Y. Chen, Y. Quan, Z. Xie, *Chem. Commun.* **2020**, *56*, 12997–13000; h) Z. Yang, W. Zhao, W. Liu, X. Wei, M. Chen, X. Zhang, X. Zhang, Y. Liang, C. Lu, H. Yan, *Angew. Chem. Int. Ed.* **2019**, *58*, 11886–11892; *Angew. Chem.* **2019**, *131*, 12012–12018; i) Y. Quan, Z. Xie, *Chem. Soc. Rev.* **2019**, *48*, 3660–3673; j) C. Tang, J. Zhang, J. Zhang, Z. Xie, *J. Am. Chem. Soc.* **2018**, *140*, 16423–16427; k) R. M. Dzedzic, *J. Am. Chem. Soc.* **2016**, *138*, 9081–9084; l) M. Chen, D. Zhao, J. Xu, C. Li, C. Lu, H. Yan, *Angew. Chem. Int. Ed.* **2021**, *60*, 7838–7844.
- [14] a) J. Zhang, Z. Xie, *Org. Lett.* **2021**, *23*, 2971–2975; b) R. Cheng, Z. Qiu, Z. Xie, *Chin. J. Chem.* **2020**, *38*, 1575–1578; c) J. Zhang, Z. Xie, *Organometallics* **2020**, *39*, 4214–4220; d) D. Zhao, Z. Xie, *Coord. Chem. Rev.* **2016**, *314*, 14–33.
- [15] a) L. Yang, B. Bongsuiru Jei, A. Scheremetjew, R. Kuniyil, L. Ackermann, *Angew. Chem. Int. Ed.* **2021**, *60*, 1482–1487; *Angew. Chem.* **2021**, *133*, 1504–1509; b) L. Yang, B. B. Jei, A. Scheremetjew, B. Yuan, A. C. Stückl, L. Ackermann, *Chem. Sci.* **2021**, *12*, 12971–12976; c) R. Huang, W. Zhao, S. Xu, J. Xu, C. Li, C. Lu, H. Yan, *Chem. Commun.* **2021**, *57*, 8580–8583; d) H. Ni, Z. Lu, Z. Xie, *New J. Chem.* **2021**, *45*, 14944–14948; e) H. Ni, Z. Lu, Z. Xie, *J. Am. Chem. Soc.* **2020**, *142*, 18661–18667; f) Y. K. Au, H. Lyu, Y. Quan, Z. Xie, *J. Am. Chem. Soc.* **2020**, *142*, 6940–6945.
- [16] a) B. Cheng, Y. Chen, P. Zhou, Z. Xie, *Chem. Commun.* **2022**, *58*, 629–632; b) R. Cheng, Z. Qiu, Z. Xie, *Chem. Eur. J.* **2020**, *26*, 7212–7218; c) Y. Ge, J. Zhang, Z. Qiu, Z. Xie, *Angew. Chem. Int. Ed.* **2020**, *59*, 4851–4855; *Angew.*

- Chem.* **2020**, *132*, 4881–4885; d) H. Lyu, Y. Quan, Z. Xie, *Angew. Chem. Int. Ed.* **2015**, *54*, 10623–10626; *Angew. Chem.* **2015**, *127*, 10769–10772.
- [17] M. M. Fein, D. Grafstein, J. E. Paustian, J. Bobinski, B. M. Lichstein, N. Mayes, N. N. Schwartz, M. S. Cohen, *Inorg. Chem.* **1963**, *2*, 1115–1119.
- [18] L. I. Zakharkin, A. I. Kovderov, V. A. Ol'Shevskaya, *Russ. Chem. Bull.* **1986**, *35*, 1260–1266.
- [19] A. Sousa-Pedrares, C. Viñas, F. Teixidor, *Chem. Commun.* **2010**, *46*, 2998–3000.
- [20] a) Y. Quan, Z. Qiu, Z. Xie, *J. Am. Chem. Soc.* **2014**, *136*, 7599–7602; b) Z. Qiu, Z. Xie, *Angew. Chem. Int. Ed.* **2008**, *47*, 6572–6575; *Angew. Chem.* **2008**, *120*, 6674–6677.
- [21] F. Zheng, T.-F. Leung, K.-W. Chan, H. H. Y. Sung, I. D. Williams, Z. Xie, G. Jia, *Chem. Commun.* **2016**, *52*, 10767–10770.
- [22] H. Ni, Z. Lu, Z. Xie, *Dalton Trans.* **2022**, *51*, 104–110.
- [23] a) N. Kaplaneris, L. Ackermann, *Beilstein J. Org. Chem.* **2022**, *18*, 86–88; b) J. Son, *Beilstein J. Org. Chem.* **2021**, *17*, 1733–1751.
- [24] a) N. Kaplaneris, J. Son, L. Mendive-Tapia, A. Kopp, N. D. Barth, I. Maksso, M. Vendrell, L. Ackermann, *Nat. Commun.* **2021**, *11*, 3389; b) H. Wang, F. Pescioli, J. C. A. Oliveira, S. Warratz, L. Ackermann, *Angew. Chem. Int. Ed.* **2017**, *56*, 15063–15067; *Angew. Chem.* **2017**, *129*, 15259–15263.
- [25] B. Zhou, H. Chen, C. Wang, *J. Am. Chem. Soc.* **2013**, *135*, 1264–1267.
- [26] L. Shi, X. Zhong, H. She, Z. Lei, F. Li, *Chem. Commun.* **2015**, *51*, 7136–7139.
- [27] For details, see the Supporting Information.

Manuscript received: March 15, 2022

Accepted manuscript online: April 14, 2022

Version of record online: May 23, 2022