


ChemComm

Chemical Communications

rsc.li/chemcomm



ISSN 1359-7345



ROYAL SOCIETY
OF CHEMISTRY

FEATURE ARTICLE

Eufrânio N. da Silva Júnior, Lutz Ackermann *et al.*

Weakly-coordinating *N*-oxide and carbonyl groups for metal-catalyzed C–H activation: the case of *A*-ring functionalization



Cite this: *Chem. Commun.*, 2018, 54, 7398

Weakly-coordinating *N*-oxide and carbonyl groups for metal-catalyzed C–H activation: the case of A-ring functionalization

Eufrânio N. da Silva Júnior, *^a Guilherme A. M. Jardim, ^a
 Roberto S. Gomes, ^{bc} Yu-Feng Liang ^d and Lutz Ackermann *^d

Compounds featuring weakly-coordinating *N*-oxides or carbonyl groups, as for instance, quinoline *N*-oxide and quinonoid systems represent important structural scaffolds with potential biological activities. Due to their biological importance, significant efforts have been devoted to devise robust methods for their step-economical preparation. Among these approaches, the C–H activation strategy has emerged as a powerful, versatile and efficient tool in molecular sciences. This feature article summarizes recent key advances in transition-metal-catalyzed C–H functionalization for A-ring functionalization of heterocyclic and quinoidal compounds by challenging weakly-coordinating entities, published prior to May 2018.

Received 18th April 2018,
 Accepted 14th May 2018

DOI: 10.1039/c8cc03147a

rsc.li/chemcomm

^a *Institute of Exact Sciences, Department of Chemistry, Federal University of Minas Gerais, Belo Horizonte, 31270-901, MG, Brazil. E-mail: eufranio@ufmg.br; Web: www.eufraniolab.com; Tel: +55 31 34095720*

^b *Faculty of Exact Sciences and Technologies, Federal University of Grande Dourados, Dourados, MS, Brazil*

^c *Department of Chemistry and Chemical Biology, Harvard University, Cambridge, Massachusetts 02138, USA*

^d *Institut für Organische und Biomolekulare Chemie, Georg-August-Universität Göttingen, Tammannstraße 2, Göttingen 37077, Germany. E-mail: lutz.ackermann@chemie.uni-goettingen.de; Tel: +49 551 393202*

1. Introduction

Since synthetic organic chemists have deciphered important aspects associated with the basis of molecular transformations, the synthetic community has developed efficient and versatile strategies aimed at the preparation of complex molecules with the fewest synthetic steps, in high yields and attending to several factors that make chemical synthesis truly innovative.¹ In this sense, no approach in molecular synthesis has arguably become as revolutionary as C–H activation chemistry.² Early



Eufrânio N. da Silva Júnior

Eufrânio N. da Silva Júnior obtained his PhD in Chemistry from the University of Brasília in 2009. In 2010, he started his independent career as a Professor at the Federal University of Minas Gerais (UFMG). He is a member of the SBQ and RSC. He has received the RSC/BMOS Young Investigator Award (2015), Jones Travelling Fellowship (2016) and Capes-Humboldt Research Fellowship for experienced researchers (2018). His research interests are

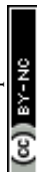
focused on C–H bond activation reactions, organocatalysis, mechanistic investigations, and synthesis of heterocyclic and naphthoquinoidal bioactive and fluorescent compounds. He has 76 publications related to Organic Chemistry and Medicinal Chemistry.



Guilherme A. M. Jardim

Guilherme A. M. Jardim received his degree in Chemistry in 2012. In 2014 he concluded his MSc at the Federal University of Minas Gerais under the supervision of Prof. Eufrânio N. da Silva Júnior and in the same year he started his PhD studies in the da Silva Júnior group working with new methods involving C–H bond activation for functionalization of quinoidal bioactive compounds. His research interests are focused on C–H bond functionalization and cross coupling reactions. He is also interested in Medicinal Chemistry aiming at the synthesis of bioactive compounds.

and cross coupling reactions. He is also interested in Medicinal Chemistry aiming at the synthesis of bioactive compounds.



examples of directed C–H functionalizations were described by *inter alia* Löffler,³ Corey,⁴ Barton,⁵ Bergman⁶ as well as Murai,⁷ and since then, this important field of science has been rapidly evolving. Nowadays, C–H functionalization represents an increasingly viable tool for the synthesis of complex molecules, occupying a space at the forefront of scientific exploration.⁸ For instance, a simplified route for the assembly of arylomycins was elegantly devised by means of C–H functionalization logic.⁹

Thus, a strategy was realized that mimics the putative biosynthesis through a copper-mediated oxidative phenol coupling.⁹ Methods aiming at directed C–H bond activation, functionalization of heterocycles, cascade reactions incorporating C–H functionalization and allylic C–H oxidation are among the challenges covered in this field and represent the potential of these reactions as a powerful tool in synthetic organic chemistry.¹⁰

The control of the regioselectivity in C–H functionalization is critical for taking the full advantage of this important approach. By the correct choice of the catalyst, ligands, solvents and fine tuning of the reaction conditions, it is hence possible to control the position-diversity of the formed product.¹¹ An important factor associated with the control of the reaction is also the use of a directing group (DG). In general, the coordination of a DG to a metal catalyst is the key for the site-selective functionalization of a specific C–H bond by proximity-induced chelation assistance. As recently discussed by Dong, *endo*-DGs are capable of forming an endocyclic π -bond after C–H metalation. C–H activations assisted by this sort of DGs have been widely studied.¹² The diverse viable functional groups used as DGs include amides, amines, anilines, heterocyclic compounds, carboxylic acids, *N*-oxide and carbonyl groups.¹³ Among these DGs, the use of weakly-coordinating directing groups¹⁴ emerged as particularly important in order to expand the scope of the previously unavailable substrates. The control of the chemistry related to weakly-coordinating directing groups allows development of synthetic methods being useful



Roberto S. Gomes

Roberto S. Gomes obtained his PhD in Organic Chemistry from the University of São Paulo in 2011. Afterward, he joined the group of Prof. Adilson Beatriz at the Federal University of Mato Grosso do Sul as a postdoctoral assistant to design new chemical methodologies for the synthesis of biologically active compounds. In 2013, he started his independent career as an Assistant Professor at the Federal University of Grande Dourados. His research interests are focused on C–C bond activation and cross-coupling reactions. Currently, he is a Visiting Professor at Harvard University in association with Prof. E. J. Corey's Research Group.

Yu-Feng Liang received his BS and MS degrees in 2009 and 2012 under the supervision of Prof. Hua-Jian Xu from Hefei University of Technology in China. Subsequently, he joined Prof. Ning Jiao's group at Peking University working with oxygenation via C–H/C–C bond activation, and obtained his PhD degree in 2015. Since 2016, he has been conducting his postdoctoral research at Georg-August-University Göttingen with Prof.



Yu-Feng Liang

Lutz Ackermann, as an Alexander von Humboldt Postdoctoral Fellow. His research interests are focused on transition metal catalyzed C–H and C–C bond functionalizations.

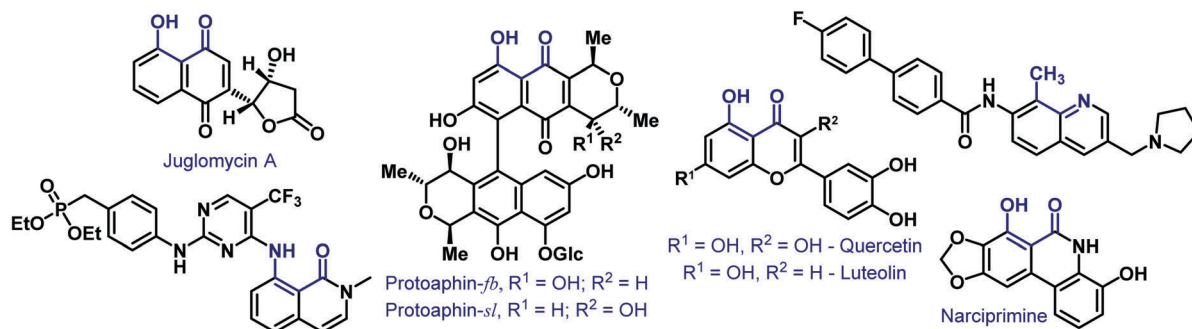
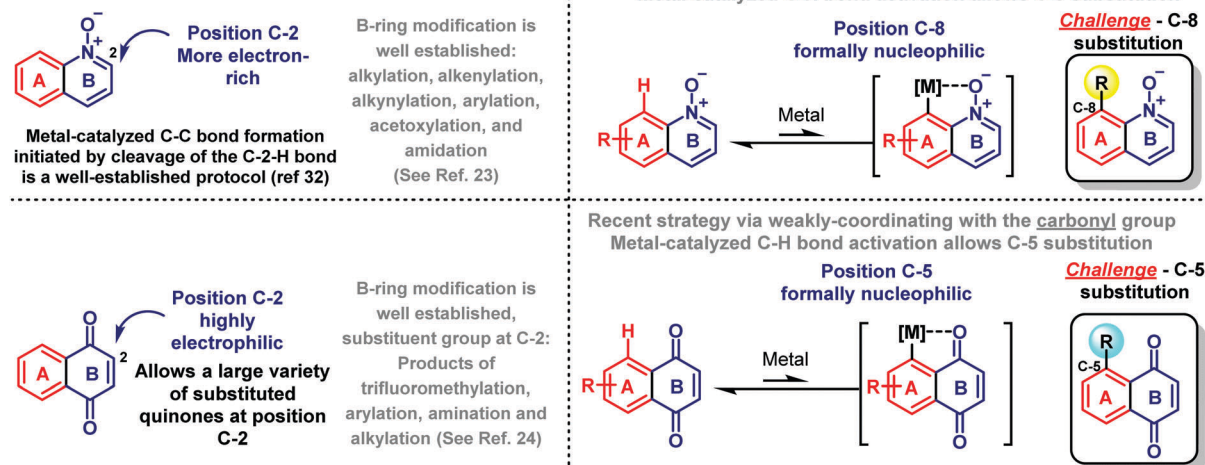


Lutz Ackermann

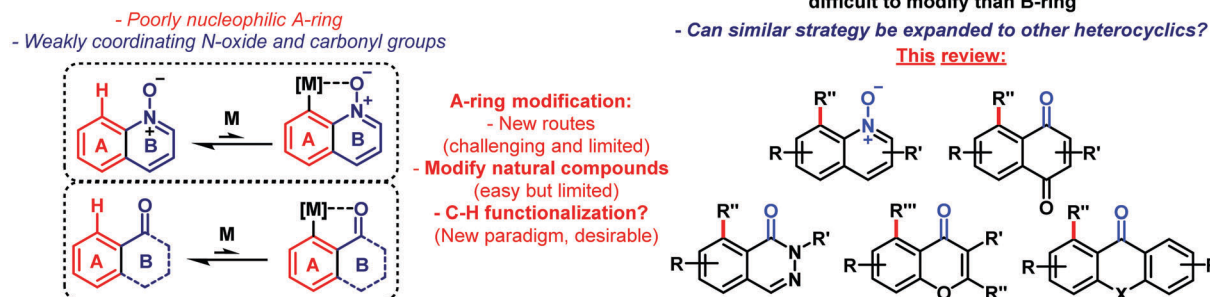
Lutz Ackermann studied Chemistry at the Christian-Albrechts-University Kiel, Germany, and received his PhD in 2001 for research under the supervision of Prof. Dr Alois Fürstner from Max-Planck-Institut für Kohlenforschung in Mülheim/Ruhr. He was a postdoctoral coworker in the laboratory of Prof. Dr Robert G. Bergman at the University of California at Berkeley before initiating his independent research programme in 2003 at the Ludwig Maximilians-University München supported by the Emmy Noether-programme of the DFG. In 2007, he was appointed as a Full (W3) Professor at the Georg-August University Göttingen. His recent awards and distinctions include an ERC Grant (2012) and a Gottfried-Wilhelm-Leibniz-Preis (2017) as well as visiting professorships at the Università degli Studi di Milano, the University of Wisconsin at Madison, the Università di Pavia, Osaka University, the Ecole supérieure de Physique et de Chimie Industrielles de la ville de Paris, the Università degli Studi di Perugia, and Kyoto University. The development and application of novel concepts for sustainable catalysis constitute his major current research interests, with a current topical focus on C–H activation.



(A) Biologically significant compounds (Refs 16-21):

(B) Quinoline *N*-oxide and quinone chemistry:

(C) Accessing substituted compounds and directed metalation issues:



Scheme 1 Overview.

for the preparation of heterocyclics and quinoidal compounds, which however bear challenges as to the coordination to the metal catalyst.¹⁵

Bioactive naturally occurring compounds, such as juglomycin A,¹⁶ protoaphin-*fb* and protoaphin-*sl*,¹⁷ quercetin,¹⁸ luteolin,¹⁹ and narcisprimine,²⁰ among others²¹ have hydroxyl, methyl or amine groups adjacent to a weakly-coordinating carbonyl group or potentially *N*-oxide group for metal-catalyzed C-H activation (Scheme 1A). Despite major advances related to C-H functionalizations, site- and chemoselective methods for direct catalytic modifications of complex heterocyclic scaffolds with weakly-coordinating DGs remain a key challenge.

Quinoline *N*-oxide and quinoidal compounds are important scaffolds with potential biological activities.²² Because of their

biological importance, significant efforts have been devoted to developing modern synthetic methods for their efficient assembly and diversification.^{23,24} In general, B-ring modification is reasonably well established, while protocols that allow for the direct functionalization of the A-ring are less explored (Scheme 1B).

Recent strategies *via* weakly-coordinating directing groups were used for metal-catalyzed C-H bond reactions and enabled the preparation of C-8 and C-5 substituted quinoline *N*-oxides and naphthoquinoidal compounds, respectively. This strategy arises as a gateway to functionalized derivatives. Herein, we discuss key progress for the synthesis of A-ring substituted quinoidal compounds and heterocyclics through transition metal-catalyzed C-H functionalization reactions (Scheme 1C).



2. Quinoline A-ring functionalization: *N*-oxide as a weakly-coordinating directing group

The development of new synthetic procedures for the facile modification of quinolines are of utmost importance in organic chemistry, since this motif can be found in a large number of natural and synthetic compounds.²⁵ Most of the known C–H activation processes in quinolines allow for the functionalization at the C-2 position,^{23,26} but the simple conversion of quinolines into quinoline *N*-oxides expands the reaction arsenal for this core modification, making regioselectivity in positions other than C-2 possible.²⁷ Among these, control of the selectivity on the carboxylic ring (C-8 position) is highly desirable, once the corresponding quinolines present important utilities in several areas.²⁸

The importance of the *N*-oxide group in regioselectivity lies in the fact that the nucleophilicity at the C-2 position is high enough for the reaction to occur *via* the electrophilic aromatic substitution (SeAr) pathway; in this position, there is poor participation of the directing group (DG). On the other hand, the metal center has to be directed into the site with low reactivity (C-8 position) and the most probable mechanistic route to this transformation is base assisted C–H metalation.²⁹

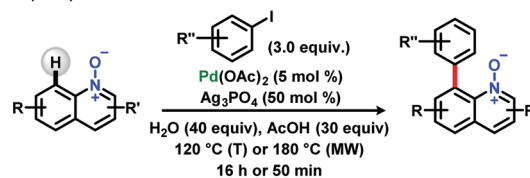
Insights into C-2 and C-8 selective arylation of quinoline *N*-oxides were reported by Larionov and collaborators in an attempt to explain the site selectivity when palladium catalyzed C–H activation is employed.³⁰ The reaction was carried out in thermal mode and under microwave irradiation, presenting broad scope and excellent yields with high C-8 regioselectivity. Analysis of several mechanistic scenarios *via* DFT calculations showed that acetic acid is essential for C-8 site selectivity by stabilizing the metalated theorized species (Scheme 2).

Following the same approach, Larionov and co-workers also described insights into the experiment and mechanism of palladium-catalyzed oxidative C8-selective C–H homocoupling of quinoline *N*-oxides.³¹ Using the same conditions for the C-8 arylation with major tuning of the reactant loading and exchanging Ag₃PO₄ with AgOAc, it was possible to achieve a homocoupling reaction, affording substituted biquinolyl *N,N'*-dioxides in good to excellent yields (Scheme 3).

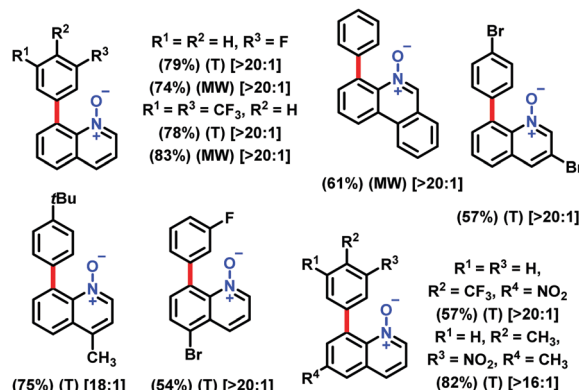
In a remarkable report in 2014, Shibata and Matsuo described a direct alkenylation in the C-8 position catalyzed by a cationic rhodium(I) catalyst/xylylBINAP system.³² It was shown that the reaction proceeded in good to excellent yields and with high regioselectivity *E/Z*, with a broad scope of diarylacetylenes and quinoline *N*-oxides. Mechanistic studies involving deuterium labelling experiments with D₂O showed that both C-2 and C-8 positions were surprisingly deuterated in the same ratio, pointing that equilibria between metalated species at C-2 and C-8 exist, with the predominance of the last one (Scheme 4).

In the same year, Chang and co-workers reported both C-8 iodination and amidation of quinoline *N*-oxides, utilizing similar catalytic systems (Scheme 5).³³ For C–H iodination, rhodium(III)/AgNTf₂ was used together with NIS in 1,2-DCE under mild

Larionov (2015):

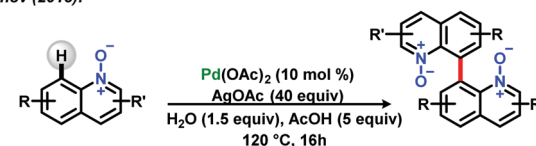


Scope (Examples):

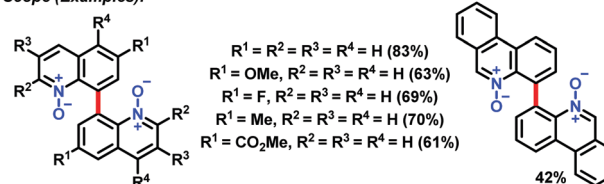


Scheme 2 C-8 selective arylation of quinoline *N*-oxides reported by Larionov.³⁰

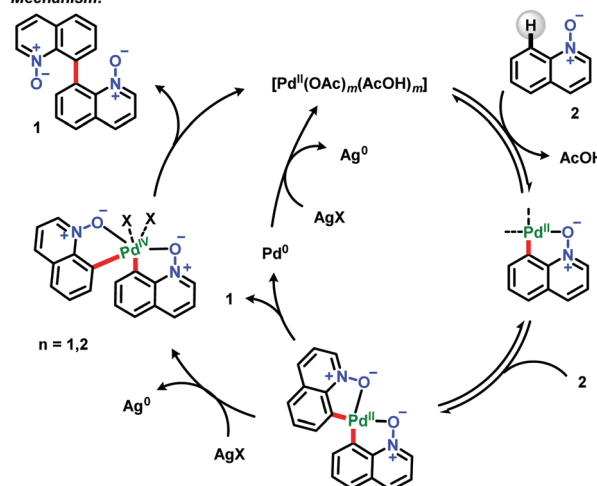
Larionov (2015):



Scope (Examples):

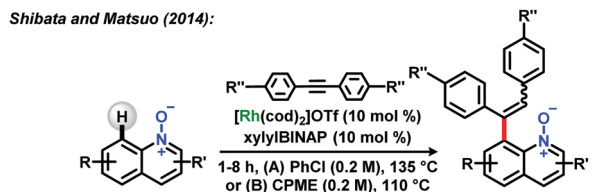
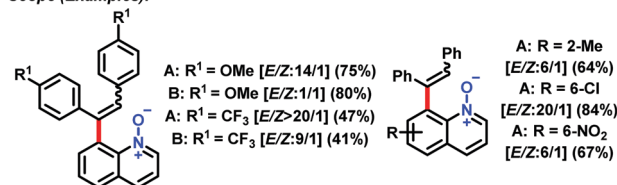
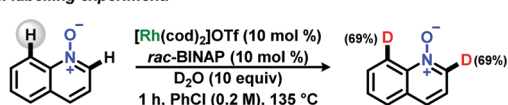
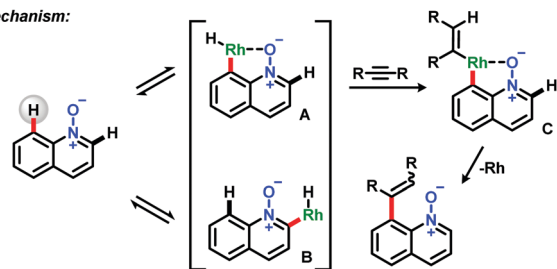


Mechanism:

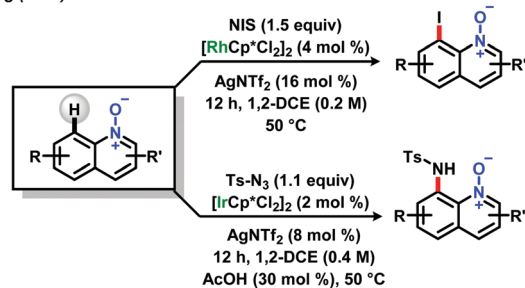
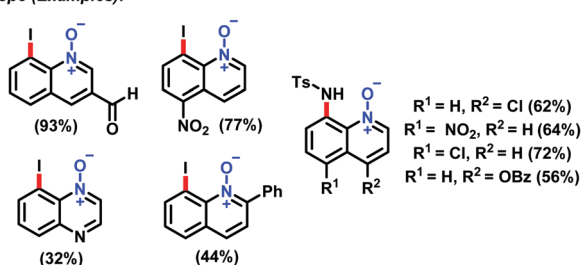


Scheme 3 Biquinolyl *N,N'*-dioxides described by Larionov.³¹



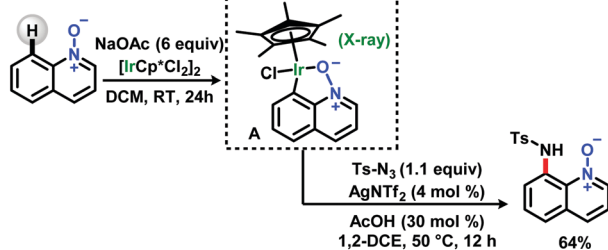
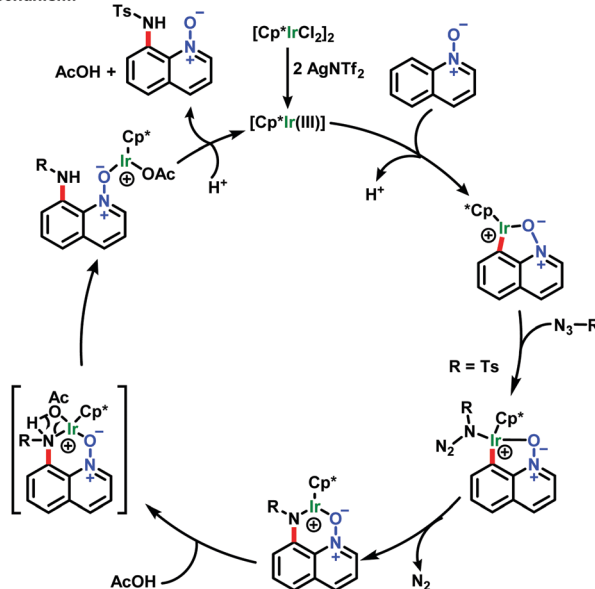
**Scope (Examples):****Deuterium labelling experiment:****Mechanism:**

Scheme 4 C-8 alkenylation catalyzed by a cationic rhodium(i) catalyst/xylylBINAP system described by Shibata and Matsuo.³²

Chang (2014):**Scope (Examples):**

Scheme 5 C-8 iodination and amidation of quinoline *N*-oxides.³³

conditions to afford products in good to excellent yields. For the amidation reactions, rhodium(III) was exchanged with iridium(III) and tosyl azides were used as the amide source, with AcOH

Mechanistic studies:**Mechanism:**

Scheme 6 Mechanistic studies for C-8 iodination and amidation of quinoline *N*-oxides reported by Chang.³³

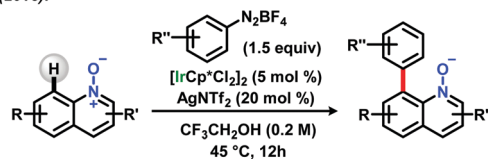
as an additive. The reactions were also carried out under the same mild conditions, leading to amide products in good to excellent yields. Mechanistic studies involving the synthesis and X-ray crystallographic analysis for the characterization of an isolable intermediate (A) showed the first example of a discrete iridacycle bound to *N*-oxide (Scheme 6).

In another notable work, Chang reported the development and application of Ir(III)Cp* catalyzed C-H arylation using aryldiazonium tetrafluoroborates in an external oxidant-free approach.³⁴ The current C-H arylation protocol was successfully employed in a wide range of substituted quinoline *N*-oxides and a broad scope of aryldiazonium tetrafluoroborates in moderate to good yields (Scheme 7).

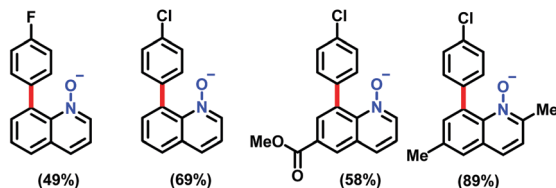
Sundararaju and co-workers described the C-8 selective allylation of quinoline *N*-oxides by achieving β -hydroxy and β -hydride elimination products selectively, using two different metals from group 9 under the same reaction conditions.³⁵ Using a cobalt(III) catalyst, the allylation proceeded *via* β -hydroxy elimination at the C-8 position in good yields and with regioselectivity. Interestingly, exchanging the metal catalyst with a rhodium(III) complex caused the reaction to follow a different path, leading to the formation of β -aryl ketones *via* β -hydride elimination. Insights based on DFT studies showed that the energy required for β -hydroxy elimination is comparatively lower with cobalt(III)



Chang (2015):



Scope (Examples):

Scheme 7 C–H arylation of quinoline *N*-oxides with aryldiazonium tetrafluoroborates reported by Chang.³⁴

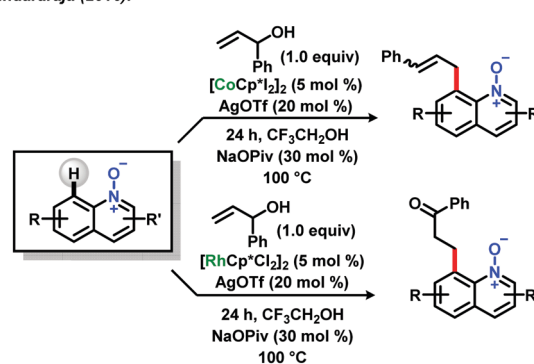
than with rhodium(III), this being the principal motive that drives the reaction with rhodium(III) to occur *via* β -hydride elimination (Scheme 8).

The Sundararaju group also reported an efficient, scalable, atom-economical, regioselective air stable Co(III)Cp* C–H activation reaction between quinoline *N*-oxides and internal alkynes.³⁶ The methodology tolerates various functional groups and dispenses the use of additives, and several symmetrical and unsymmetrical alkynes were employed with high selectivity. Curiously, oxygen atom transfer (OAT) was observed between the *N*-O directing group and the alkyne (Scheme 9).

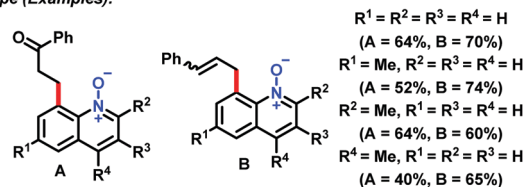
Liu and co-workers reported Cp*Rh(III)-catalyzed directed C–H methylation and arylation of quinoline *N*-oxides at the C-8 position using commercially available organotrifluoroborates as reagents.³⁷ The methodology presents good regioselectivity, mild conditions and broad functional group tolerance, with a high scope of *N*-oxides. The methylated and arylated quinoline *N*-oxides were obtained in good to excellent yields, even in gram-scale reactions. Mechanistic studies aimed for the synthesis and characterization of the isolable rhodacycle intermediate **A** by the reaction of the *N*-oxide with stoichiometric amounts of [RhCp*Cl₂]₂, followed by the reaction with the substrates to afford the methylated *N*-oxide in 84% yield, showing that the five-membered rhodacycle could be a key intermediate formed *via* coordination of the rhodium catalyst with the O atom from the *N*-oxide moiety. This intermediate could be undergoing electrophilic C–H bond cleavage at the C-8 position, followed by transmetalation with the organotrifluoroborate and reductive-elimination to afford the corresponding products (Scheme 10).

Despite the rapidly growing development of reactions involving C–H activation with quinoline *N*-oxide, the synthesis of this sort of molecules substituted at the C-8 position is quite new and advances in this area of research still need to be explored more deeply. In particular, catalytic systems that allow for the control of the regioselectivity aiming to select the regiodiversity of the formed product are still required. In this study, we aimed to draw attention to the already developed catalytic systems for quinoline A-ring functionalization by using *N*-oxide as a weakly-coordinating directing group. The challenges of discovering the adequate reaction conditions for the synthesis of quinolines substituted at

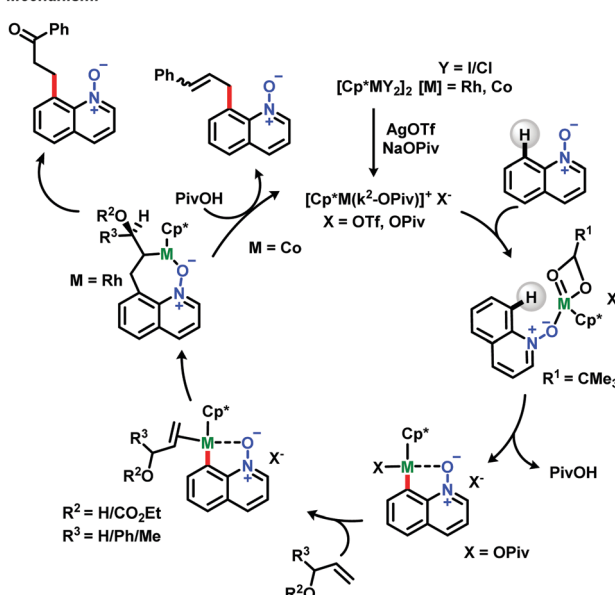
Sundararaju (2016):



Scope (Examples):



Mechanism:

Scheme 8 C-8 selective allylation of quinoline *N*-oxides described by Sundararaju.³⁵

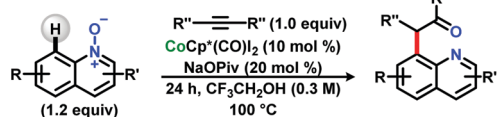
position C-8 are reflected in the paucity of reported examples in the literature. The use of the *N*-oxide group as a DG for direct functionalization at C-8 will reflect on the synthesis of molecules with a complex structural framework *via* a modern and practical approach, from the C–H bond activation point of view.

3. Benzenoid A-ring modification of quinonoid systems: carbonyl as a weakly-coordinating directing group

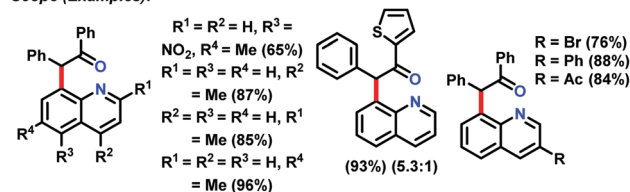
First efforts aiming at the direct functionalization of the benzenoid ring of quinonoid systems utilizing carbonyl as a directing group can be traced back to 2009 in the work of



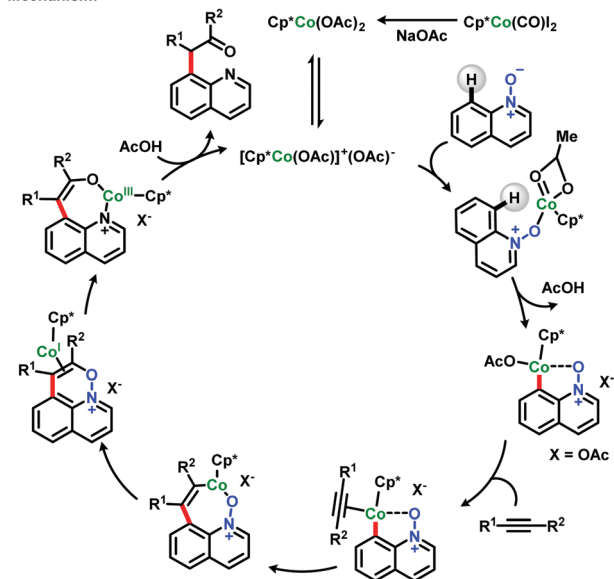
Sundararaju (2016):



Scope (Examples):

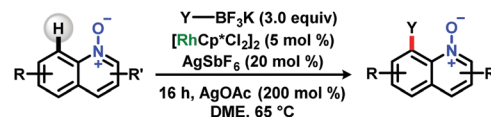


Mechanism:

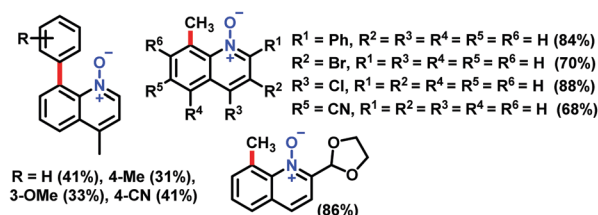
Scheme 9 Reaction of quinoline *N*-oxides and internal alkynes catalyzed by Co(III)Cp* described by Sundararaju.³⁶

Kakiuchi and co-workers, which described the direct C-H arylation of anthraquinone with arylboronates utilizing RuH₂(CO)(PPh₃)₃ as a catalyst.³⁸ Kakiuchi also proved later in 2012 that the same catalyst could provide the functionalization of anthraquinones with olefins *via* regioselective C-H alkylation. The catalyst also promoted C-O arylation with organoboronates, resulting in a pioneer chemoselective tandem C-H alkylation/C-O arylation reaction (Scheme 11).³⁹

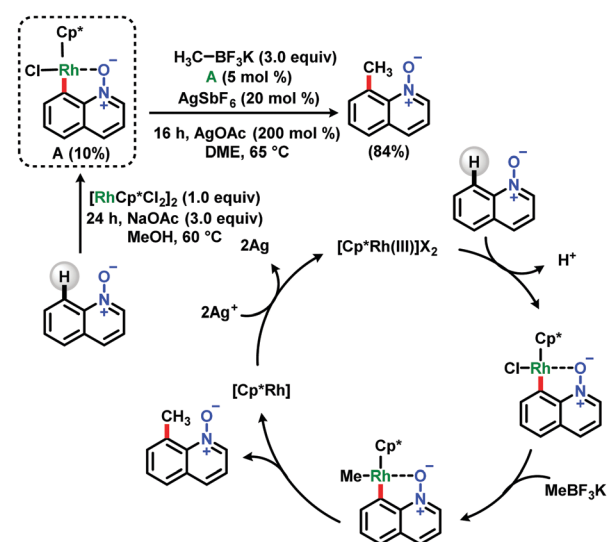
Despite the broad occurrence of naphthoquinones in nature, direct benzenoid A-ring modifications of these motifs are often rare. In a pioneering report, Zhang and co-workers described a naphthoquinone-directed C-H annulation/C(sp³)-H bond cleavage reaction for the synthesis of tetracyclic naphthoxazoles.⁴⁰ The methodology consisted in the use of [RhCp*Cl₂]₂/AgSbF₆ as the catalytic system allied with stoichiometric equivalents of Cu(OAc)₂·H₂O. Such a reaction made the synthesis of a broad range of tetracyclic naphthoxazoles possible in good to excellent yields. The authors had described the presence of an electron donating group at position 2 of the naphthoquinoidal skeleton as an important strategy for enhancing the coordinating capacity of the directing group. The mechanism of the reaction involves



Scope (Examples):



Mechanism:

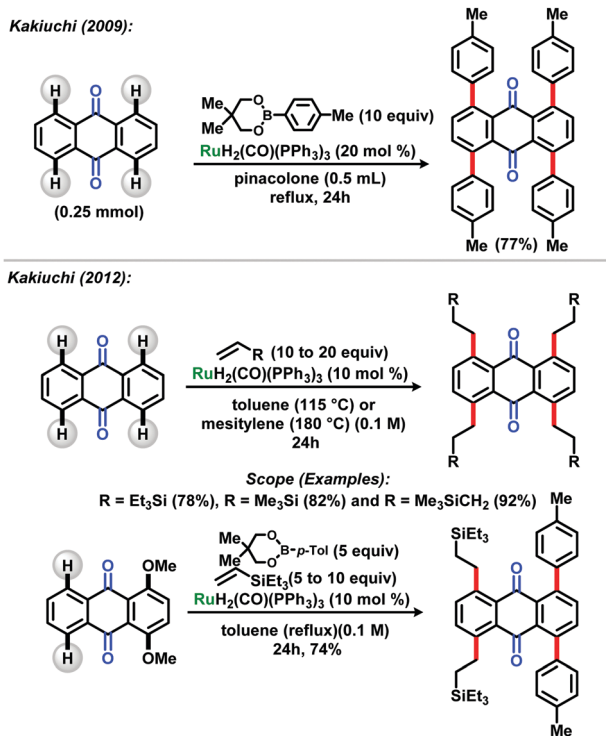
Scheme 10 C-H methylation and arylation of quinoline *N*-oxides at the C-8 position reported by Liu.³⁷

the tautomerization of the quinone which then undergoes rhodium(III)-catalyzed C-H activation to form a five-membered rhodacycle (A) following by insertion of alkyne and subsequent reductive elimination. After cyclization, followed by oxidative aromatization the desired product was obtained. Zhang's procedure could be considered the milestone in C-H functionalization of naphthoquinones as the first case of benzenoid ring functionalization in these systems (Scheme 12).

Zhang continued to explore the reactivity of 2-amino-1,4-naphthoquinones towards the [RhCp*Cl₂]₂/AgSbF₆ system, applying as electrophilic acrylates.⁴¹ This time, only small amounts of oxidant (Cu(OAc)₂·H₂O, 20 mol %) were sufficient to promote C-5 functionalization. The reaction proceeded smoothly with other olefins with sulfur and phosphorous based substituents, as well as a broad range of amino substituents at the C-2 position. Mechanistic insights allied with deuterium labelled experiments showed that a possible intermediate would be a five membered rhodacycle and C5-H bond cleavage was involved in the rate determining step (Scheme 13).

In 2016, the da Silva Júnior and Bower groups reported a rhodium(III) catalytic system for direct C-H activation at the C-5 position of the naphthoquinoidal system providing an access to A-ring substituted analogues.⁴² The methodology made the



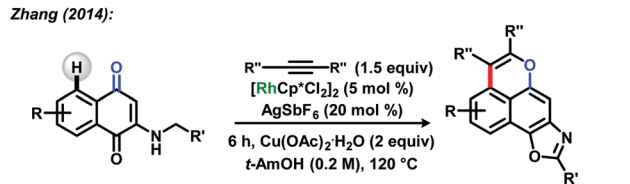


Scheme 11 Direct functionalization of the benzenoid ring with carbonyl as a DG described by Kakiuchi.^{38,39}

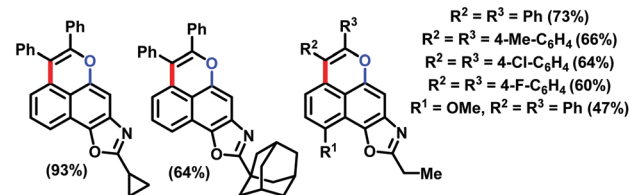
synthesis of C-5 halogenated naphthoquinones possible in good yields and high regioselectivity and functional group tolerance, being considered an important method for direct naphthoquinoidal functionalization. The reaction consisted of the combination of [RhCp*Cl₂]₂/AgNTf₂ as the catalytic system, stoichiometric amounts of Cu(OAc)₂ as the oxidant and NIS as the source of iodine, allied with microwave conditions to increase yields and lower the reaction time. The authors believed in the hypothesis that the rhodacycle intermediate **A** could exist in low concentrations in equilibrium with the naphthoquinoidal moiety, being formed *via* a base-assisted metalation pathway directed by the weak coordination of the carbonyl group, and “fast trapping” of this intermediate with a highly reactive source of iodine like NIS could provide the desired products (Scheme 14).

The insertion of a versatile atom like iodine opened way for the modification of the naphthoquinoidal moiety, as shown by da Silva Júnior and Bower in different works.^{42,43} Use of palladium cross-coupling reactions proved to be an efficient tool to access novel C-5 functionalized naphthoquinoidal scaffolds with remarkable trypanocidal activity (Scheme 15).

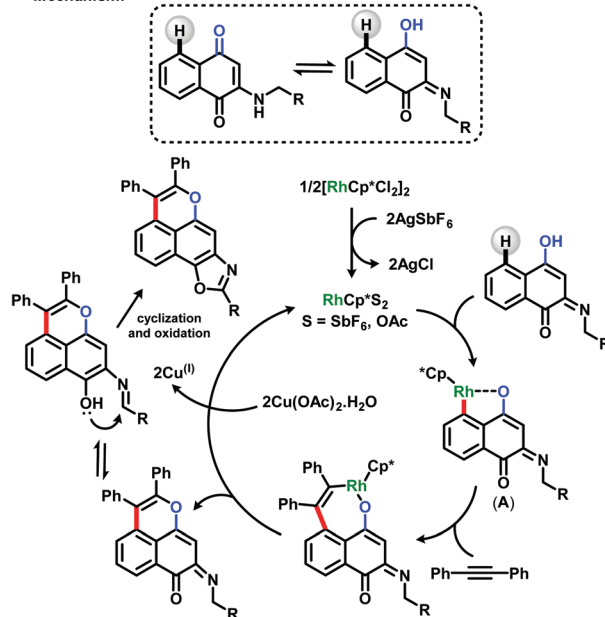
In 2018, the da Silva Júnior group also reported the direct sequential C–H iodination/organoyl-thiolation for benzenoid A-ring modification of naphthoquinones.⁴⁴ The use of rhodium(III) catalyzed C–H iodination resulted in the development of a new protocol based on a copper(I) catalyzed reaction between the iodinated naphthoquinones and AgSR salts to provide the corresponding thiolated naphthoquinones in excellent yields. The new methodology proved to be highly efficient with most



Scope (Examples):



Mechanism:



Scheme 12 Synthesis of tetracyclic naphthoxazoles *via* C–H annulation/Csp³–H bond cleavage reaction by Zhang.⁴⁰

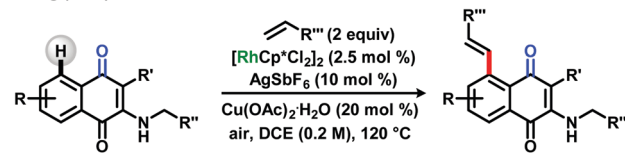
yields up to 90%. The derivatives were tested against *Trypanosoma cruzi* strains and presented high *in vitro* activity against the parasite (Scheme 16).

In 2015, You and co-workers reported standardization of a rhodium(III)-catalyzed cyclization method to obtain 1,8-dioxapyrenes and 1,12-dioxaperylenes from 1,4-naphthoquinones and 9,10-phenanthraquinones, respectively (Scheme 17).⁴⁵ In this investigation 1,4-naphthoquinone and 1,2-diphenylacetylene were used as model substrates for evaluating the cyclisation process with [RhCp*Cl₂]₂ as the catalyst, AgSbF₆ and Cu(OAc)₂ as the oxidizing agent.

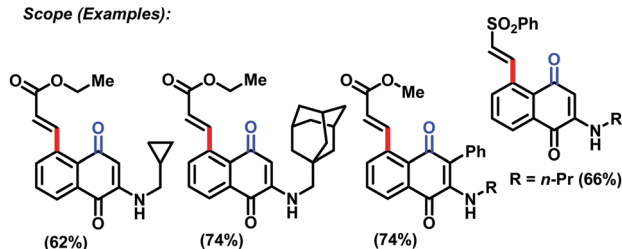
With the optimized reaction conditions in hand, the authors extended the scope of 1,4-naphthoquinone and alkyne substrates. A wide range of 2-substituted 1,4-naphthoquinones smoothly underwent cyclization with 1,2-diphenylacetylene to afford 1,8-dioxapyrenes in moderate to good yields. Several halogenated 1,2-diarylacetylenes were also tested and the desired compounds were obtained in good yields. An asymmetrical alkyne was also



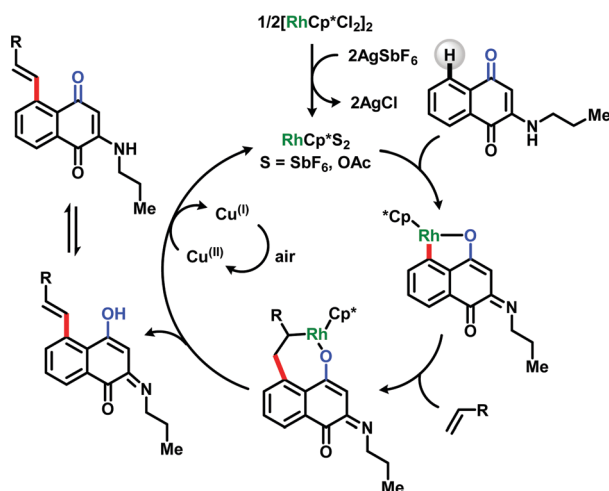
Zhang (2014):



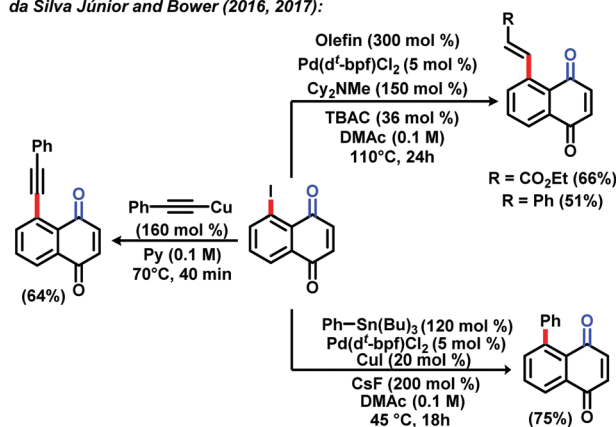
Scope (Examples):



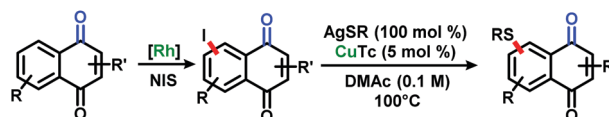
Mechanism:

Scheme 13 Substituent-enabled C-5 oxidative dehydrogenative cross-coupling of 1,4-naphthoquinones with alkenes described by Zhang.⁴¹

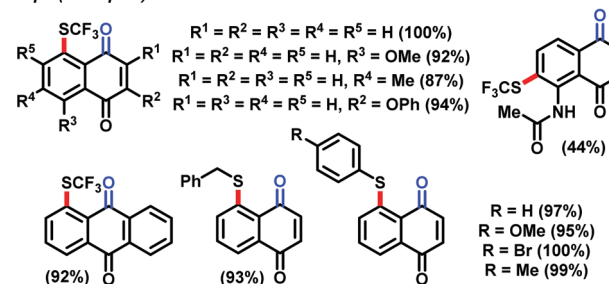
da Silva Júnior and Bower (2016, 2017):

Scheme 15 Further modifications of the A-ring of naphthoquinones reported by da Silva Júnior and Bower.^{42,43}

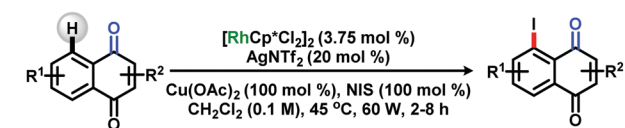
da Silva Júnior (2018):



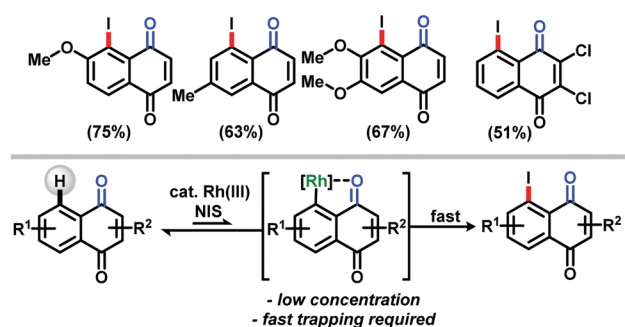
Scope (Examples):

Scheme 16 Direct sequential C-H iodination/organoyl-thiolation of naphthoquinones described by da Silva Júnior.⁴⁴

da Silva Júnior and Bower (2016):



Scope (Examples):

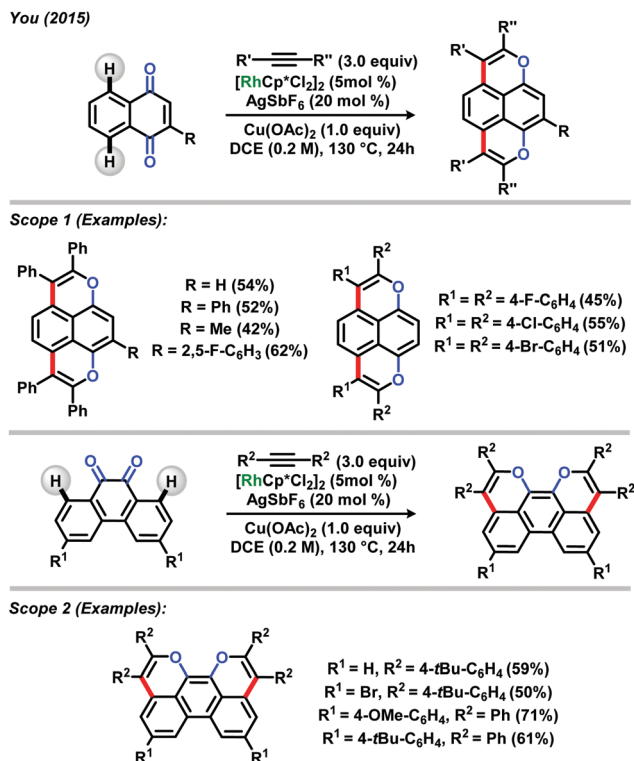
Scheme 14 Rhodium(III)-catalyzed A-ring direct C-H iodination of naphthoquinones by da Silva Júnior and Bower.⁴²

evaluated under the same reaction conditions using 1,4-naphthoquinone as the substrate, when dioxane was employed as the solvent and PivOH as an additive, furnishing a regioselective product. In the case of the cyclisation reaction with terminal alkynes and dialkyl alkynes the reaction condition was not suitable to afford the desired compounds.

The cyclisation of 9,10-phenanthraquinones with alkynes was also explored. Under the optimal condition, several 9,10-phenanthraquinones and 1,2-diarylacetylenes underwent conversion to their corresponding 1,12-dioxaperylene derivatives in moderate to good yields (Scheme 17).

The use of naphthoquinoidal compounds for C-H bond activation with carbonyl as a DG allowed the development of important synthetic methodologies for A-ring functionalization of bioactive systems. In general, the chemical reactivity of quinones is peculiar and demands more accurate studies for discovering appropriate conditions for the respective catalytic reactions described in this study. As discussed by the da Silva Júnior and Bower groups, the modification of naphthoquinones is limited by (a) their susceptibility to reduction, (b) their high





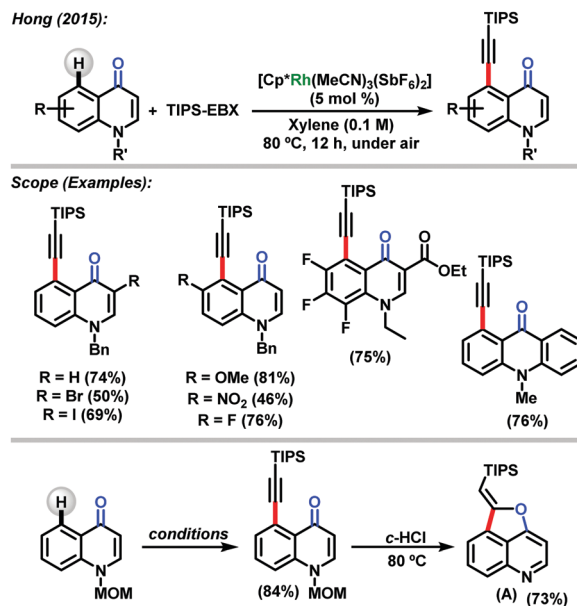
Scheme 17 1,8-Dioxapyrenes and 1,12-dioxaperylenes from 1,4-naphthoquinones and 9,10-phenanthraquinones described by You.⁴⁵

electrophilicity, (c) the low nucleophilicity of the benzenoid A-ring and (d) the weak coordinating ability of the B-ring carbonyls.⁴² These factors make the search for new reactions involving quinoidal compounds more complex and help us to understand the shortage of examples of methods employing such C–H functionalizations as a strategy for the synthesis of benzenoid A-ring modified molecules. This work makes clear the need to develop new synthetic strategies with the use of catalytic systems accessible for the modification of the A-ring of quinones. Finding viable conditions for the use of cheaper and available transition metals, such as cobalt and others, is still a challenge in this rapidly developing field of research.

4. A-ring functionalization of heterocycles: quinolones, phthalazinones, chromones and others

Based on the methodologies presented in Sections 1 and 2, recently, diverse research groups have explored synthetic alternatives for the selective functionalization of heterocyclics such as quinolones, phthalazinones and chromones.

Hong and co-workers described an efficient method for the C-5 alkylation of 4-quinolones using a weakly coordinating carbonyl group as a DG, *via* rhodium catalyzed C–H activation.⁴⁶ The use of the catalyst [RhCp*(MeCN)₃(SbF₆)₂] promoted the coupling reactions without any additives, providing alkylnated quinolones in good to excellent yields using a highly versatile



Scheme 18 Method for C-5 alkylation of 4-quinolones developed by Hong.⁴⁶

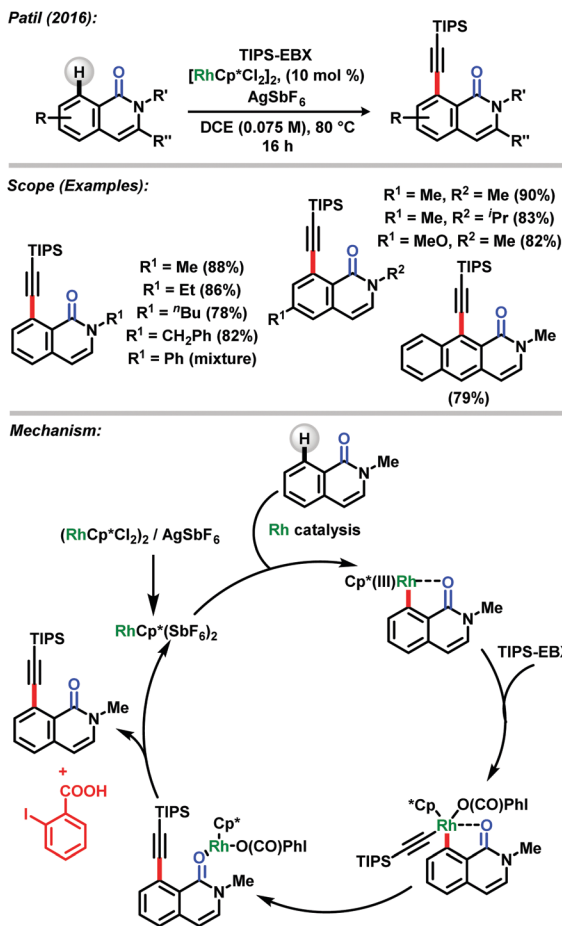
reagent TIPS-EBX (Scheme 18). The authors also demonstrated the potential application of the methodology developed for the synthesis of the oxygenated aptaminoid derivative (A). Initially, a rhodium-catalyzed C5-selective alkylation method was used to prepare the 4-quinolone used in the preparation of the compound (A) that was obtained *via* 5-*exo*-dig cyclization in moderate 73% yield.

Use of rhodium catalysis proved to be also efficient in the C-8 functionalization of isoquinolones as described by Patil and co-workers (Scheme 19).⁴⁷ The authors provided an efficient and robust protocol for the synthesis of C-8-alkynylated isoquinolones, presenting a scope with good to excellent yields and a high range of synthetic useful functional groups like –F, –Cl, –Br, –CF₃, among others. Again, TIPS-EBX proved to be useful for transformations involving weakly coordinating groups as directing ones.

Authors have proposed the mechanism for C-8-selective C–H alkylation of isoquinolones. They suggested that the first event would be the coordination of the catalyst to the heterocycle by C–H bond activation followed by a concerted metalation/deprotonation pathway leading to the intermediate with the metal coordinated to the carbonyl group. After this process the acetylene may coordinate to the rhodium and insertion of acetylene in the Rh–C bond can occur affording the intermediate which would finally lead to the formation of the C-8 substituted product and regeneration of the rhodium catalyst.

Patel and collaborators have developed a method for regioselective C–H/O–H annulations of quinolones with internal alkynes catalyzed by a ruthenium complex.⁴⁸ Initially, the authors have established the optimized reaction conditions for the annulation with subsequent exploration of the scope of the reaction. The coupling between several substituted heterocycles and symmetrical internal alkynes was studied. In general, the desired annulated products were prepared in moderate yields (Scheme 20).

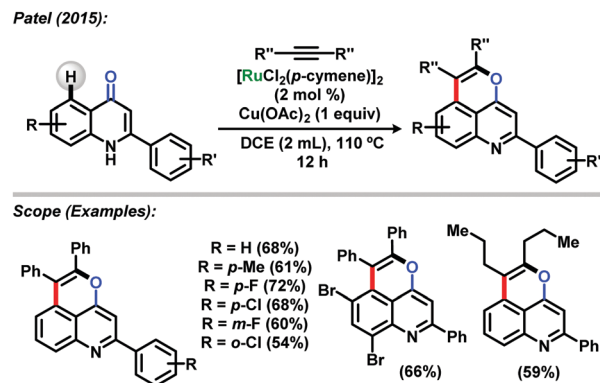




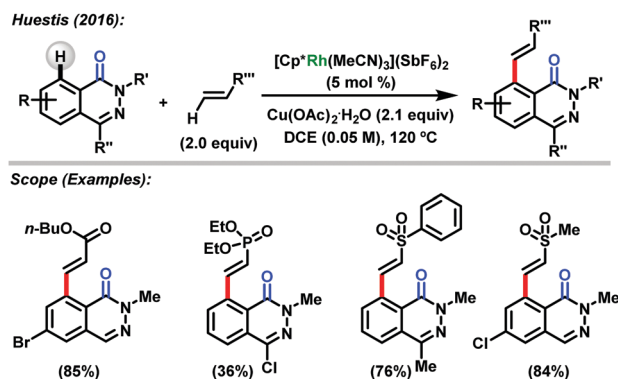
Scheme 19 C-8 functionalization of isoquinolones as described by Patil.⁴⁷

In 2016, Huestis reported the use of rhodium(III)-catalyzed functionalization of 1-(2*H*)-phthalazinones at C-8.⁴⁹ The author reported that the reactions of [Cp*Rh(MeCN)₃](SbF₆)₂ in the presence of Cu(OAc)₂ as an oxidant led to good yields of the exclusively desired C-8 alkenylated phthalazinone products (Scheme 21). In general, the acrylates can react including brominated phthalazinones to afford the desired product in 85% yield as well as sterically hindered compounds with the respective product in 47% yield. In the case of vinyl sulfones and vinyl sulfonates, excellent yields can be observed for alkenylated phthalazinone products. On the other hand, vinyl phosphonates and vinyl sulfonamide afforded the products in low yields. Halogenated substrates were also tested by using aromatic alkenes, such as styrene and 2-vinylnaphthalene. This method represents an unprecedented method for C-H functionalization of phthalazinones at C-8.

In the same manuscript,⁴⁹ Huestis reported hydroarylation, C-H alkenylation and C-H iodination of 1-(2*H*)-phthalazinones at C-8 (Scheme 22). When phthalazinone is allowed to react with diphenylacetylene with a rhodium catalyst in the presence of acetic acid, trisubstituted alkenes can be obtained in moderate to good yields. The reaction also occurs in hindered phthalazinones and *N*-substituted compounds. The reaction

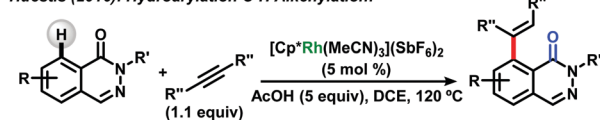


Scheme 20 Regiospecific annulations of quinolones with internal alkynes described by Patel.⁴⁸

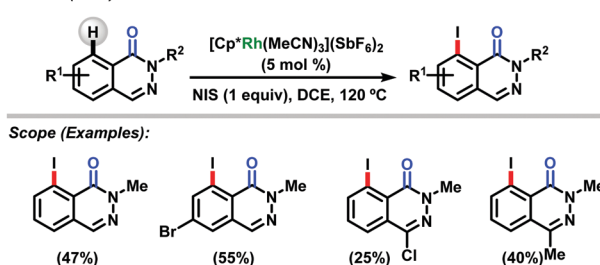


Scheme 21 C-8 functionalization of phthalazinones reported by Huestis.⁴⁹

Huestis (2016): Hydroarylation C-H Alkenylation:



Huestis (2016) C-H Iodination:



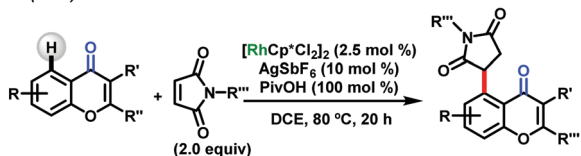
Scheme 22 C-H alkenylation and C-H iodination of 1-(2*H*)-phthalazinones at C-8 described by Huestis.⁴⁹



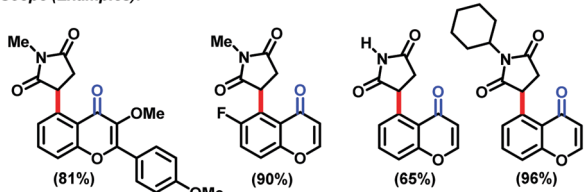
using 1-phenyl-1-propyne generated a mixture of *E/Z* isomers (46% and 27% yields). Iodination of phthalazinones with optimized conditions provided the respective iodinated products in moderate yields. Additionally, 6-bromo- and 6-chloro-phthalazinones were iodinated to furnish the respective products in 55% and 32% yields, respectively. This method represents an important contribution for phthalazinone chemistry allowing the synthesis of C-8 substituted molecules by using a practical and selective method.

Besides naphthoquinones, chromones and xanthenes have attracted particular attention due to their diversified biological activities. In 2016, Kim and co-workers⁵⁰ reported optimization of a reaction between several chromones, xanthenes and *N*-methylmaleimide under rhodium-catalyzed conditions. The C–H activated coupling at the C-5 position using cationic rhodium(III) catalysis with pivalic acid (PivOH) additive afforded the desired targets in good to excellent yields (Scheme 23). The scope of this reaction showed that the rhodium-based coupling using chromones bearing electron donor groups at positions C-2 and C-3 afforded the desired compounds in good to excellent yields; however, chromone containing an electron-deficient substituent at the C8-position underwent the coupling reaction in a relatively lower yield which suggested that the cross-coupling reaction could follow an electrophilic rhodation pathway in the C–H cleavage step. Fluoro-substituted chromone at the C6-position

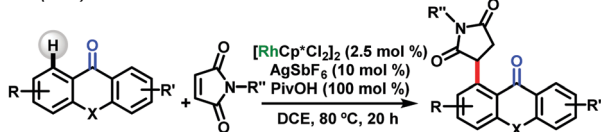
Kim (2016):



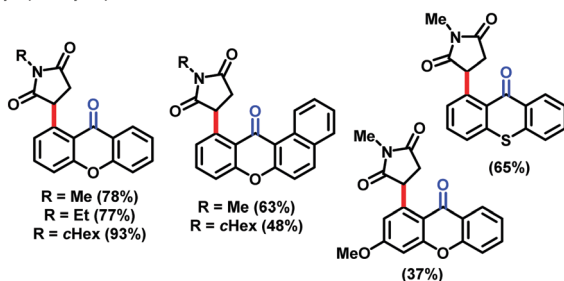
Scope (Examples):



Kim (2016):



Scope (Examples):

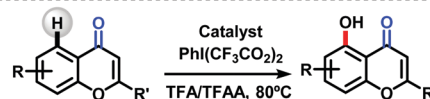
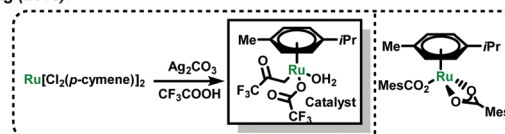


Scheme 23 Heterocycles and *N*-methylmaleimide reactions under rhodium-catalyzed conditions described by Kim.⁵⁰

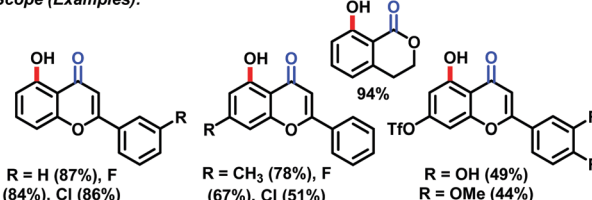
was found to be a suitable substrate furnishing products in high yield (90%). Alkyl- and aryl-substituted maleimides smoothly participated in the C5-alkylation reaction to afford the products in high yields. In general, when xanthenes were used, the products were obtained in moderate to excellent yields (Scheme 23).

Hong and co-workers have described ruthenium(II)-catalyzed hydroxylation of flavone and chromone derivatives.⁵¹ Naturally occurring flavonoid compounds, as for instance, luteolin¹⁹ represent a major class of biologically active substances. Inspired by the previous methodology described by the Rao and Ackermann groups⁵² for catalytic direct oxygenation of aromatic esters, amides and ketones, the Hong group demonstrated C-5 hydroxylation of flavones *via* ruthenium-based catalysis in the presence of PIFA as an oxidizing agent. The reaction well tolerates a wide scope of substituents. The mechanism of the reaction goes

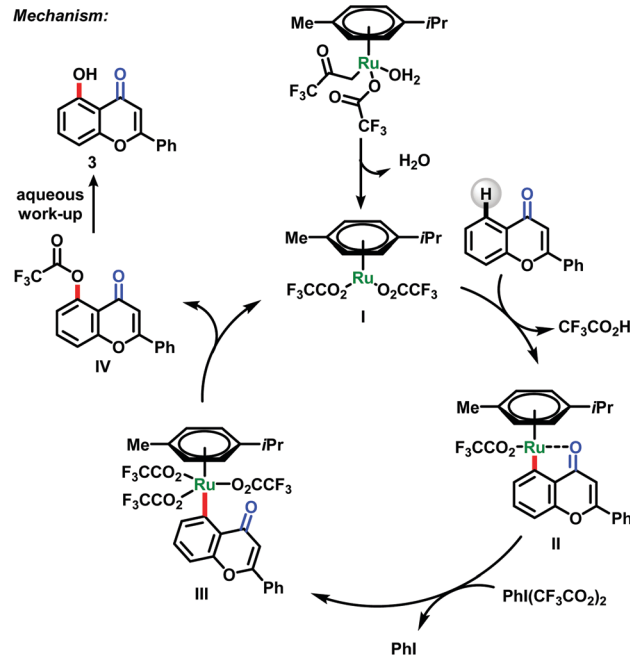
Hong (2015):



Scope (Examples):



Mechanism:



Scheme 24 Hydroxylation of flavone and chromone derivatives reported by Hong.⁵¹



through the interaction of the metal with the carbonyl group that acts as a directing group. This reaction is another successful example of the use of the carbonyl group as a DG (Scheme 24).

Antonchick and co-workers⁵³ have reported direct oxidative cross-coupling at the C-5 position of chromones and flavones *via* catalysis with rhodium. The compounds were obtained in good to excellent yields using a broad range of alkenes for the respective reactions. The products were obtained with high regioselectivity. This reaction is an interesting example that describes the ability of chromones and flavones to coordinate with the transition metal better than the quinonoid system of the quinone. In this reaction type the quinone acts as an electrophile in the reaction. The mechanism of the reaction proposed by the authors is similar to that already discussed in other examples shown above (Scheme 25).

This study reflects the importance of the carbonyl group as a directing group in C–H activation reactions. Different heterocyclics were functionalized *via* reactions involving transition metals. The examples described herein provide a basis for further research to be undertaken in order to develop synthetic

methods for functionalizing other heterocyclics using a similar strategy.

5. Conclusions

The diversity of viable methodologies involving C–H activation is impressive. Despite major recent advances, weakly-coordinating *N*-oxide and carbonyl groups continue to be underdeveloped for metal-catalyzed C–H activation. The C–H functionalization arsenal used for the preparation of A-ring functionalized systems discussed in this review is based on transition metals, such as rhodium, palladium and ruthenium, with only rare examples using iridium or earth-abundant cobalt catalysts. Thus, this research arena is still underdeveloped, and we hope that our summary stimulates research in A-ring modifications of heterocyclic and quinoidal structural motifs.

Conflicts of interest

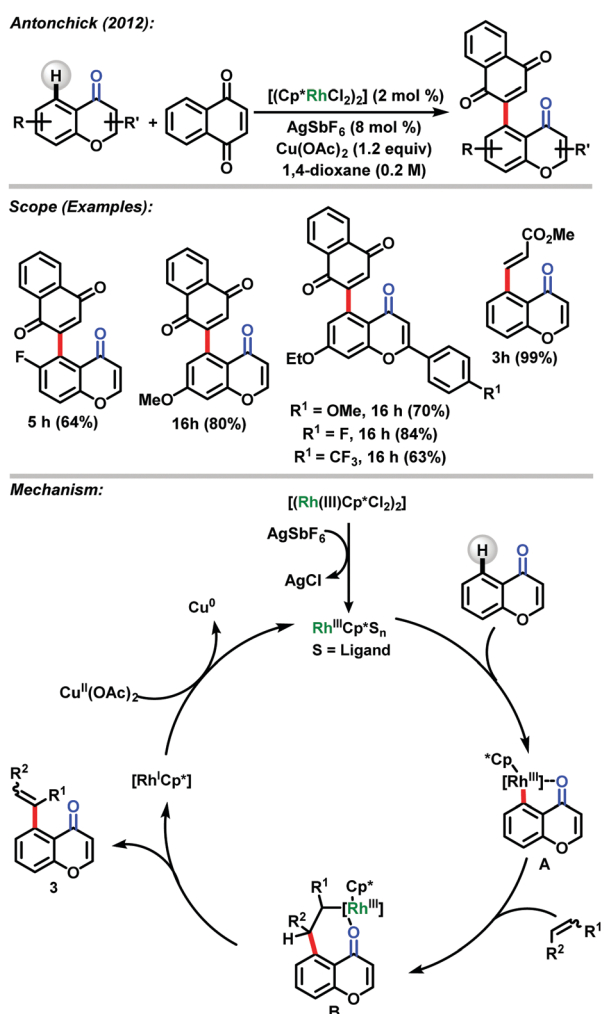
There are no conflicts to declare.

Acknowledgements

E. N. da Silva Júnior acknowledges funding from CNPq (PVE 401193/2014-4, 404466/2016-8 and PQ 305741/2017-9), FAPESP (Edital 01/2014 APQ-02478-14 and Programa Pesquisador Mineiro – PPM X), CAPES, INCT-Catalysis and Capes-Humboldt research fellowship programme for experienced researchers (Proc. No. 88881.145517/2017-01). L. Ackermann acknowledges funding from the DFG (Gottfried-Wilhelm-Leibniz prize) and the Alexander von Humboldt Foundation (fellowship to Y. L.).

References

- (a) K. C. Nicolaou and E. J. Sorensen, *Classics in Total Synthesis: Targets, Strategies, Methods*, Wiley, 1996; (b) E. J. Corey and X.-M. Cheng, *The Logic of Chemical Synthesis*, John Wiley & Sons, Inc., 1995.
- For recent reviews on transition metal-catalyzed C–H bond activation, see: (a) P. Gandeepan and L. Ackermann, *Chem*, 2018, **4**, 199; (b) W. Ma, P. Gandeepan, J. Li and L. Ackermann, *Org. Chem. Front.*, 2017, **4**, 1435; (c) G. Cera and L. Ackermann, *Top. Curr. Chem.*, 2016, **374**, 191; (d) C. Borie, L. Ackermann and M. Nechab, *Chem. Soc. Rev.*, 2016, **45**, 1368; (e) L. Ackermann, *Chem. Rev.*, 2011, **111**, 1315; (f) T. Brueckl, R. D. Baxter, Y. Ishihara and P. S. Baran, *Acc. Chem. Res.*, 2012, **45**, 826; (g) T. Gensch, M. N. Hopkinson, F. Glorius and J. Wencel-Delord, *Chem. Soc. Rev.*, 2016, **45**, 2900; (h) Q. Wang, Y. Su, L. Li and H. Huang, *Chem. Soc. Rev.*, 2016, **45**, 1257; (i) B. Song and B. Xu, *Chem. Soc. Rev.*, 2017, **46**, 1103; (j) D.-S. Kim, W.-J. Park and C.-H. Jun, *Chem. Rev.*, 2017, **117**, 8977; (k) H. M. L. Davies and D. Morton, *ACS Cent. Sci.*, 2017, **3**, 936.
- K. Löffler and S. Kober, *Ber. Dtsch. Chem. Ges.*, 1909, **42**, 3431.
- E. J. Corey and W. R. Hertler, *J. Am. Chem. Soc.*, 1958, **80**, 2903.
- D. H. R. Barton, J. M. Beaton, L. E. Geller and M. M. Pechet, *J. Am. Chem. Soc.*, 1960, **82**, 2640.
- A. H. Janowicz and R. G. J. Bergman, *J. Am. Chem. Soc.*, 1982, **104**, 352.
- S. Murai, F. Kakiuchi, S. Sekine, Y. Tanaka, A. Kamatani, M. Sonoda and N. Chatani, *Nature*, 1993, **366**, 529.
- (a) E. C. Cherney, J. M. Lopchuk, J. C. Green and P. S. Baran, *J. Am. Chem. Soc.*, 2014, **136**, 12592; (b) W. R. Gutekunst and P. S. Baran, *J. Org. Chem.*, 2014, **79**, 2430.
- D. S. Peters, F. E. Romesberg and P. S. Baran, *J. Am. Chem. Soc.*, 2018, **140**, 2072.



Scheme 25 Direct oxidative cross-coupling at the C-5 position of chromones and flavones *via* catalysis with rhodium developed by Antonchick.⁵³



- 10 H. M. L. Davies and D. Morton, *J. Org. Chem.*, 2016, **81**, 343.
- 11 L. Ping, D. S. Chung, J. Bouffard and S.-G. Lee, *Chem. Soc. Rev.*, 2017, **46**, 4299.
- 12 Y. Xu and G. Dong, *Chem. Sci.*, 2018, **9**, 1424.
- 13 Z. Chen, B. Wang, J. Zhang, W. Yu, Z. Liu and Y. Zhang, *Org. Chem. Front.*, 2015, **2**, 1107.
- 14 (a) Q. Bu, T. Rogge, V. Kotek and L. Ackermann, *Angew. Chem., Int. Ed.*, 2018, **57**, 765; (b) R. Mei, S.-K. Zhang and L. Ackermann, *Org. Lett.*, 2017, **19**, 3171; (c) R. Mei, C. Zhu and L. Ackermann, *Chem. Commun.*, 2016, **52**, 13171; (d) J. Li and L. Ackermann, *Chem. – Eur. J.*, 2015, **21**, 5718; (e) S. Nakanowatari and L. Ackermann, *Chem. – Eur. J.*, 2014, **20**, 5409.
- 15 S. De Sarkar, W. Liu, S. I. Kozhushkov and L. Ackermann, *Adv. Synth. Catal.*, 2014, **356**, 1461.
- 16 K. Ushiyama, N. Tanaka, H. Ono and H. Ogata, *Jpn. J. Antibiot.*, 1971, **24**, 197.
- 17 (a) J. P. E. Human, A. W. Johnston, S. F. MacDonald and A. R. Todd, *J. Chem. Soc.*, 1950, 477; (b) H. Duewell, A. W. Johnston, S. F. MacDonald and A. R. Todd, *J. Chem. Soc.*, 1950, 485; selected reviews on pyranonaphthoquinones: (c) M. A. Brimble, L. J. Duncalf and M. R. Nairna, *Nat. Prod. Rep.*, 1999, **16**, 267; (d) C. D. Donner, *Nat. Prod. Rep.*, 2015, **32**, 578.
- 18 G. D'Andrea, *Fitoterapia*, 2015, **106**, 256.
- 19 K. Ingkaninan, A. P. Ijzerman and R. Verpoorte, *J. Nat. Prod.*, 2000, **63**, 315.
- 20 (a) J. J. Nair, A. O. Aremu and J. van Staden, *J. Ethnopharmacol.*, 2011, **137**, 1102; (b) Z. Jin, *Nat. Prod. Rep.*, 2013, **30**, 849.
- 21 (a) R. D. Appari, X. Chen, R. Chilukuri, A. P. Crew, H. Dong, C. Ferraro, K. Foreman, R. C. Gupta, A.-H. Li, D. Sherman, K. M. Stolz, B. Volk and R. Zahler, *PCT Int. Appl.*, 2010141406, 2010; (b) M. Kamata, T. Yamashita, T. Imaeda, T. Tanaka, S. Masada, M. Kamaura, S. Kasai, R. Hara, S. Sasaki, S. Takekawa, A. Asami, T. Kaisho, N. Suzuki, S. Ashina, H. Ogino, Y. Nakano, Y. Nagisa, K. Kato, K. Kato and Y. Ishihara, *J. Med. Chem.*, 2012, **55**, 2353.
- 22 (a) E. N. da Silva Júnior, M. C. B. V. De Souza, A. V. Pinto, M. C. F. R. Pinto, M. O. F. Goulart, F. W. A. Barros, C. Pessoa, L. V. Costa-Lotufu, R. C. Montenegro, M. O. Moraes and V. F. Ferreira, *Bioorg. Med. Chem.*, 2007, **15**, 7035; (b) E. H. G. da Cruz, P. H. P. R. Carvalho, J. R. Corrêa, D. A. C. Silva, E. B. T. Diogo, J. D. de Souza Filho, B. C. Cavalcanti, C. Pessoa, H. C. B. de Oliveira, B. C. Guido, D. A. da Silva Filho, B. A. D. Neto and E. N. da Silva Júnior, *New J. Chem.*, 2014, **38**, 2569; (c) G. A. M. Jardim, T. T. Guimarães, M. C. F. R. Pinto, B. C. Cavalcanti, K. M. de Farias, C. Pessoa, C. C. Gatto, D. K. Nair, I. N. N. Nambuthiri and E. N. da Silva Júnior, *Med. Chem. Commun.*, 2015, **6**, 120; (d) S. B. B. Bahia, W. J. Reis, G. A. M. Jardim, F. T. Souto, C. A. de Simone, C. C. Gatto, R. F. S. Menna-Barreto, S. L. de Castro, B. C. Cavalcanti, C. Pessoa, M. H. Araujo and E. N. da Silva Júnior, *Med. Chem. Commun.*, 2016, **7**, 1555; (e) B. C. Cavalcanti, F. W. A. Barros, I. O. Cabral, J. R. O. Ferreira, H. I. F. Magalhães, H. V. N. Júnior, E. N. da Silva Júnior, F. C. Abreu, C. O. Costa, M. O. F. Goulart, M. O. Moraes and C. Pessoa, *Chem. Res. Toxicol.*, 2011, **24**, 1560; (f) V. P. Andreev, E. G. Korvacheva and Ya. P. Nizhnik, *Pharm. Chem. J.*, 2006, **40**, 347; (g) P. R. Moore, G. J. Mannering, L. J. Teply and B. E. Kline, *Cancer Res.*, 1960, **20**, 628.
- 23 (a) K. S. Kanyiva, Y. Nakao and T. Hiyama, *Angew. Chem., Int. Ed.*, 2007, **46**, 8872; (b) S. H. Cho, S. J. Hwang and S. Chang, *J. Am. Chem. Soc.*, 2008, **130**, 9254; (c) J. Wu, X. Cui, L. Chen, G. Jiang and Y. Wu, *J. Am. Chem. Soc.*, 2009, **131**, 13888; (d) L.-C. Campeau, D. R. Stuart, J.-P. Leclerc, M. Bertrand-Laperle, E. Villemure, H.-Y. Sun, S. Lasserre, N. Guimond, M. Lecavallier and K. Fagnou, *J. Am. Chem. Soc.*, 2009, **131**, 3291; (e) Y. Araki, K. Kobayashi, M. Yonemoto and Y. Kondo, *Org. Biomol. Chem.*, 2011, **9**, 78; (f) J. Ryu, S. H. Cho and S. Chang, *Angew. Chem., Int. Ed.*, 2012, **51**, 3677; (g) Z. Y. Wu, C. Pi, X. L. Cui, J. Bai and Y. Wu, *Adv. Synth. Catal.*, 2013, **355**, 1971; (h) X. Chen, C. Zhu, X. Cui and Y. Wu, *Chem. Commun.*, 2013, **49**, 6900; (i) G. Li, C. Q. Jia and K. Sun, *Org. Lett.*, 2013, **15**, 5198.
- 24 (a) X. Wang, Y. Ye, G. Ji, Y. Xu, S. Zhang, J. Feng, Y. Zhang and J. Wang, *Org. Lett.*, 2013, **15**, 3730; (b) J. Bian, X. Qian, N. Wang, T. Mu, X. Li, H. Sun, L. Zhang, Q. You and X. Zhang, *Org. Lett.*, 2015, **17**, 3410; (c) C. S. Lisboa, V. G. Santos, B. G. Vaz, N. C. de Lucas, M. N. Eberlin and S. J. Garden, *J. Org. Chem.*, 2011, **76**, 5264; (d) D. Wang, B. Ge, L. Li, J. Shan and Y. Ding, *J. Org. Chem.*, 2014, **79**, 8607; (e) A. Arnone, L. Merlini, G. Nasini and O. V. de Pava, *Synth. Commun.*, 2007, **37**, 2569; (f) G. Naturale, M. Lamblin, C. Commandeur, F.-X. Felpin and J. Dessolin, *Eur. J. Org. Chem.*, 2012, 5774.
- 25 (a) J. P. Michael, *Nat. Prod. Rep.*, 2008, **25**, 166; (b) A. B. Burgin, O. T. Magnusson, J. Singh, P. Witte, B. L. Staker, J. M. Björnsson, M. Thorsteinsdottir, S. Hrafnisdottir, T. Hagen, A. S. Kiselyov, L. J. Stewart and M. E. Gurney, *Nat. Biotechnol.*, 2010, **28**, 63; (c) T. Eicher and S. Hauptmann, *The Chemistry of Heterocycles*, WileyVCH, Weinheim, 2nd edn 2003.
- 26 J. Ryu, S. H. Cho and S. Chang, *Angew. Chem., Int. Ed.*, 2012, **51**, 3677.
- 27 (a) D.-Y. Li, Z.-L. Huang and P.-N. Liu, *Org. Lett.*, 2018, **20**, 2028; (b) X. Chen, X. Cui and Y. Wu, *Org. Lett.*, 2016, **18**, 3722; (c) R. Sharma, R. Kumar, I. Kumar and U. Sharma, *Eur. J. Org. Chem.*, 2015, 7519; (d) U. Sharma, Y. Park and S. Chang, *J. Org. Chem.*, 2014, **79**, 9899; (e) J. Jeong, P. Patel, H. Hwang and S. Chang, *Org. Lett.*, 2014, **16**, 4598; (f) J. Kwak, Y. Ohk, Y. Jung and S. Chang, *J. Am. Chem. Soc.*, 2012, **134**, 17778; (g) Y. Shang, X. Jie, H. Zhao, P. Hu and W. Su, *Org. Lett.*, 2014, **16**, 416.
- 28 (a) V. M. Dembitsky, T. A. Glorizova and V. V. Poroikov, *Phytomedicine*, 2015, **22**, 183; (b) O. M. Yaghi, H. Li, C. Davis, D. Richardson and T. L. Groy, *Acc. Chem. Res.*, 1998, **31**, 474; (c) H. Usta, A. Facchetti and T. J. Marks, *Acc. Chem. Res.*, 2011, **44**, 501.
- 29 (a) L.-C. Campeau, M. Bertrand-Laperle, J.-P. Leclerc, E. Villemure, S. Gorelsky and K. Fagnou, *J. Am. Chem. Soc.*, 2008, **130**, 3276; (b) F. Roudesly, J. Obble and G. Poli, *J. Mol. Catal. A: Chem.*, 2017, **426**, 275; (c) Y. Yang, J. Lan and J. You, *Chem. Rev.*, 2017, **117**, 8787; (d) L. Ackermann, *Chem. Rev.*, 2011, **111**, 1315–1345; for detailed computational studies on the position-selectivity, see: (e) C. Deng, W. H. Lam and Z. Lin, *Organometallics*, 2017, **36**, 650; (f) X. Yilu, Y. Shengwen, D. Lijuan and L. Juan, *Eur. J. Org. Chem.*, 2017, 381; (g) J.-B. Liu, X.-H. Sheng, C.-Z. Sun, F. Huang and D.-Z. Chen, *ACS Catal.*, 2016, **6**, 2452.
- 30 D. E. Stephens, J. Lakey-Beitia, A. C. Atesin, T. A. Atesin, G. Chavez, H. D. Arman and O. V. Larionov, *ACS Catal.*, 2015, **5**, 167.
- 31 D. E. Stephens, J. Lakey-Beitia, G. Chavez, C. Ilie, H. D. Arman and O. V. Larionov, *Chem. Commun.*, 2015, **51**, 9507.
- 32 T. Shibata and Y. Matsuo, *Adv. Synth. Catal.*, 2014, **356**, 1516.
- 33 H. Hwang, J. Kim, J. Jeong and S. Chang, *J. Am. Chem. Soc.*, 2014, **136**, 10770.
- 34 K. Shin, S.-W. Park and S. Chang, *J. Am. Chem. Soc.*, 2015, **137**, 8584.
- 35 D. Kalsi, R. A. Laskar, N. Barsu, J. R. Premkumar and B. Sundararaju, *Org. Lett.*, 2016, **18**, 4198.
- 36 N. Barsu, M. Sen, J. R. Premkumar and B. Sundararaju, *Chem. Commun.*, 2016, **52**, 1338.
- 37 B. Wang, C. Li and H. Liu, *Adv. Synth. Catal.*, 2017, **359**, 3029.
- 38 K. Kitazawa, T. Kochi, M. Sato and F. Kakiuchi, *Org. Lett.*, 2009, **11**, 1951.
- 39 D. Matsumura, K. Kitazawa, S. Terai, T. Kochi, Y. Le, M. Nitani, Y. Aso and F. Kakiuchi, *Org. Lett.*, 2012, **14**, 3882.
- 40 M. Wang, C. Zhang, L.-P. Sun, C. Ding and A. Zhang, *J. Org. Chem.*, 2014, **79**, 4553.
- 41 C. Zhang, M. Wang, Z. Fan, L.-P. Sun and A. Zhang, *J. Org. Chem.*, 2014, **79**, 7626.
- 42 G. A. M. Jardim, E. N. da Silva Júnior and J. F. Bower, *Chem. Sci.*, 2016, **7**, 3780.
- 43 G. A. M. Jardim, T. L. Silva, M. O. F. Goulart, C. A. de Simone, J. M. C. Barbosa, K. Salomão, S. L. de Castro, J. F. Bower and E. N. da Silva Júnior, *Eur. J. Med. Chem.*, 2017, **136**, 406.
- 44 G. A. M. Jardim, W. X. C. Oliveira, R. P. de Freitas, R. F. S. Menna-Barreto, T. L. Silva, M. O. F. Goulart and E. N. da Silva Júnior, *Org. Biomol. Chem.*, 2018, **16**, 1686.
- 45 J. Wang, D. Qin, J. Lan, Y. Cheng, S. Zhang, Q. Guo, J. Wu, D. Wu and J. You, *Chem. Commun.*, 2015, **51**, 6337.
- 46 D. Kang and S. Hong, *Org. Lett.*, 2015, **17**, 1938.
- 47 A. C. Shaikh, D. R. Shinde and N. T. Patil, *Org. Lett.*, 2016, **18**, 1056.
- 48 A. Banerjee, S. K. Santra, P. R. Mohanta and B. K. Patel, *Org. Lett.*, 2015, **17**, 5678.
- 49 M. P. Huestis, *J. Org. Chem.*, 2016, **81**, 12545.
- 50 S. H. Han, S. Kim, U. De, N. K. Mishra, J. Park, S. Sharma, J. H. Kwak, S. Han, H. S. Kim and I. S. Kim, *J. Org. Chem.*, 2016, **81**, 12416.
- 51 K. Kim, H. Choe, Y. Jeong, J. H. Lee and S. Hong, *Org. Lett.*, 2015, **17**, 2550.
- 52 (a) Y. Yang, Y. Lin and Y. Rao, *Org. Lett.*, 2012, **14**, 2874; (b) V. S. Thirunavukkarasu and L. Ackermann, *Org. Lett.*, 2012, **14**, 4210; (c) V. S. Thirunavukkarasu, J. Hubrich and L. Ackermann, *Org. Lett.*, 2012, **14**, 6206; (d) F. Yang and L. Ackermann, *Org. Lett.*, 2013, **15**, 718; (e) W. Liu and L. Ackermann, *Org. Lett.*, 2013, **15**, 3484; (f) F. Yang, K. Rauch, K. Kettelhoit and L. Ackermann, *Angew. Chem., Int. Ed.*, 2014, **53**, 11285.
- 53 R. Samanta, R. Narayan and A. P. Antonchick, *Org. Lett.*, 2012, **14**, 6108.

