




Personality Psychology

Hormonal Contraception and Sexuality: Causal Effects, Unobserved Selection, or Reverse Causality?

Laura J. Botzet¹ ^a, Tanja M. Gerlach², Julie C. Driebe¹ , Lars Penke², Ruben C. Arslan³ 

¹ Biological Personality Psychology, University of Goettingen, Goettingen, Germany, ² Biological Personality Psychology, University of Goettingen, Goettingen, Germany; Leibniz ScienceCampus Primate Cognition, Goettingen, Germany, ³ Personality Psychology and Psychological Assessment, University of Leipzig, Leipzig, Germany

Keywords: sexual frequency, sexuality, relationship quality, sex hormones, contraception

<https://doi.org/10.1525/collabra.29039>

Collabra: Psychology

Vol. 7, Issue 1, 2021

Many of the women who take hormonal contraceptives discontinue because of unwanted side effects, including negative psychological effects. Yet scientific evidence of psychological effects is mixed, partly because causal claims are often based on correlational data. In correlational studies, possible causal effects can be difficult to separate from selection effects, attrition effects, and reverse causality. Contraceptive use and, according to the congruency hypothesis, congruent contraceptive use (whether a woman's current use/non-use of a hormonal contraceptive is congruent with her use/non-use at the time of meeting her partner) have both been thought to influence relationship quality and sexual functioning. In order to address potential issues of observed and unobserved selection effects in correlational data, we studied a sample of up to 1,179 women to investigate potential effects of contraceptive use and congruent contraceptive use on several measures of relationship quality and sexual functioning: perceived partner attractiveness, relationship satisfaction, sexual satisfaction, and diary measurements including libido, frequency of vaginal intercourse, and frequency of masturbation. No evidence for substantial effects was found except for a positive effect of hormonal contraceptives on frequency of vaginal intercourse and a negative effect of hormonal contraceptives on frequency of masturbation. These effects were robust to the inclusion of observed confounders, and their sensitivity to unobserved confounders was estimated. No support for the congruency hypothesis was found. Our correlational study was able to disentangle, to some extent, causal effects of hormonal contraceptives from selection effects by estimating the sensitivity of reported effects. To reconcile experimental and observational evidence on hormonal contraceptives, future research should scrutinize the role of unobserved selection effects, attrition effects, and reverse causality.

Theory

An estimated 248 million women worldwide used some form of hormonal contraceptive in 2019—this represents 27% of all women aged 15–49 years who were using any form of contraception (United Nations, Department of Economic and Social Affairs, Population Division, 2019). The most common form of hormonal contraceptive, the birth control pill, also known as *the pill*, has had an enormous impact on women's reproductive health and their role in modern society since its commercial release over six decades ago: It has reduced the number of unwanted pregnancies and helped change women's economic status (Goldin & Katz, 2002). The pill has been called “the most important scientific advance of the 20th century” (G. Harris, 2010).

Despite the undoubted advantages of hormonal contra-

ceptives, the pill can also cause medical side effects, including venous thromboembolism, headaches, and breast pain. Package inserts and some studies suggest that psychological side effects such as mood changes and decreased libido may also arise (e.g., Lee et al., 2017; Lindh et al., 2009; Sanders et al., 2001; Westhoff et al., 2007). However, as Graham (2019) noted, little research has investigated the link between the pill and sexual functioning in general. According to Graham, one of the most consistent findings in the research that does exist is the variability in women's experience with the pill: While some women showed improved sexual functioning related to pill use, some showed adverse effects, and some showed no changes at all. Overall, treatment heterogeneity (i.e., interindividual differences in psychological responses to hormonal contraceptives) is not well understood. A few studies have investigated the effects

a botzet@uni-goettingen.de

of hormonal contraceptives on psychological outcomes using randomized controlled trials (RCTs) with a placebo control group (Graham et al., 1995¹; Zethraeus et al., 2016, 2017) or head-to-head RCTs comparing different forms of hormonal contraceptives or different forms of the pill (Oranratanaphan & Taneapanichskul, 2006; Sabatini & Cagiano, 2006; Strufaldi et al., 2010). The benefit of control groups is that they allow comparisons between hormonal contraceptives and nonhormonal contraceptives in general while head-to-head RCTs have little to say about general effects of hormonal contraceptives.

Though RCTs with a placebo control can provide gold standard evidence of average causal effects, existing studies do not address the role of individual experience in women's choices to go on and off hormonal contraceptives. Correlational studies in the psychological literature are more concerned with understanding individual differences through the analysis of moderators and mechanisms, but causal conclusions from these mainly cross-sectional studies must be treated with care because of the potential for selection effects, attrition effects, and reverse causality. Selection effects describe the possibility that interindividual differences in women affect both the choice of contraceptive method and psychological outcomes of interest here. Attrition effects occur when women who experience negative effects of hormonal contraceptives discontinue using them, so that the remaining hormonal contraceptive users are more likely to experience no effects or positive effects (Vitzthum & Ringheim, 2005). Selection and attrition could both exaggerate or mask possible causal effects of hormonal contraception. The possibility that relationships between psychological outcomes and hormonal contraceptive use in correlational studies might exist because the outcome influences the contraceptive choice (e.g., higher frequency of vaginal intercourse might lead to the decision to start using hormonal contraceptives) is called reverse causality.

In addition, most studies of sexual functioning have relied on retrospective reports (McAuliffe et al., 2007) which are less reliable due to retrospective biases or on reactions to artificial stimuli with limited external validity rather than experience sampling. In all, there is no complete picture of how women differ in their psychological reactions to hormonal contraceptives and how this shapes their choices about contraception.

Our study aimed to help fill in this picture by disentangling selection effects from potential causal effects of hormonal contraceptive use.² First, we investigated selection effects on choice of contraceptive method (no/nonhor-

monal vs. hormonal) and congruent contraceptive use (incongruent vs. congruent with use at the time of meeting the current partner). Second, we estimated the robustness of potential effects of choice of contraceptive method and congruent contraceptive use on relationship quality and sexual functioning after taking into account observed confounders. Finally, we estimated the sensitivity of the effects of hormonal contraceptives and congruent contraceptive use in the light of potential unobserved confounders.

Effects of Hormonal Contraceptives in Normally Cycling Women and Women Using Hormonal Contraceptives

Hormonal contraceptives contain synthetic progesterone (i.e., progestin), which suppresses the natural production of estrogen and progesterone. Hormonal contraceptives reduce variation in estrogen and progesterone across the menstrual cycle, flattening spikes in estrogen before ovulation and during the secretory phase as well as spikes in progesterone following ovulation (Fleischman et al., 2010). Altering the endocrine system could lead to unexpected changes to body and mind: In a study by Wiegatz et al. (2003), hormonal contraceptive use was found to lead to a decrease of free testosterone and an increase in the levels of serum-binding globulins, including sex hormone-, thyroxine-, and corticosteroid-binding globulins. A systematic review and meta-analysis by Zimmerman et al. (2014) concluded that oral hormonal contraceptives reduce levels of total as well as free testosterone and increase levels of sex hormone-binding globulin. In addition, some studies suggest that hormonal contraceptives affect brain structure and activity, although these studies were generally small (sample sizes between 28–56), not preregistered, and showed conflicting findings. For instance, Lisofsky et al. (2016) reported decreased gray matter in the anterior parahippocampal gyrus, while Pletzer et al. (2010) found larger anterior parahippocampal regions in women using the pill. The evidence base for effects of hormonal contraceptives on brain structure and activity remains uncertain. Because of the changes to the endocrine system, hormonal contraceptives have been predicted to affect sexuality and even partner preferences (Alvergne & Lummaa, 2010).

Hormonal Contraceptive Use and Partner Preferences

The idea that hormonal contraceptives could influence

1 While Zethraeus et al. (2016, 2017) included all women, Graham et al. (1995) specifically recruited women who had been sterilized or whose partners had been sterilized.

2 Although our study had a correlative nature and was therefore not able to directly determine causal effects, we controlled for potential selection variables in order to estimate potential causal effects. To make the proposed causal structure as transparent and comprehensive as possible, a directed acyclic graph was drawn, incorporating all included selection variables, predictors, and outcomes (see [Figure 1](#)). In addition, the sensitivity analyses quantitatively formulated the assumptions about unobserved confounders that must be taken into account when considering potential causal effects of hormonal contraceptives and congruent contraceptive use. As the aim of the study was to infer causal effects based on correlational data as closely as possible and to avoid hiding this causal aim behind correlational language (Grosz et al., 2020), the terms *effects of hormonal contraceptives* and *effects of congruent contraceptive use* are used throughout this manuscript.

partner preferences is based on the premise that women's hormone levels affect their partner preferences (Gildersleeve et al., 2014). Alvergne and Lummaa (2010) argued that hormonal contraceptives alter mate choice by removing the preference shift in the fertile phase of the menstrual cycle. Summarizing the evidence at that time, they concluded that while normally cycling women preferred more masculine, symmetrical, and genetically unrelated men during ovulation compared to the luteal phase of their cycle, women using the pill showed no variation in partner preferences across their cycle. Current studies focusing on the association between hormonal contraceptive use and preference for masculine faces are mixed: Some studies found evidence for a negative relationship (Feinberg et al., 2008; Little et al., 2002, 2013) and others reported positive associations (Cobey et al., 2015; Jones, Hahn, Fisher, et al., 2018) or no significant link at all (Marcinkowska et al., 2019).

Based on Alvergne and Lummaa's (2010) conclusions, Roberts et al. (2013) formulated the congruency hypothesis, which states that it is not the direct effect of hormonal contraceptives but whether a woman has changed contraceptive methods since meeting her current partner that influences her partner preferences and ultimately affects the relationship quality. If a woman's hormonal contraceptive use is congruent (i.e., is the same as when she met her partner), her partner preference is also likely to be unchanged, leading to higher sexual satisfaction and relationship satisfaction. Changing contraceptive methods (from hormonal contraceptives to no or nonhormonal contraceptives, or vice versa) could lead to changes in partner preferences owing to the absence of menstrual cycle changes in women using hormonal contraceptives. Changing contraceptive methods could result in a decrease in attraction to one's partner and relationship satisfaction.

However, nonreplications and methodological criticisms (Arslan et al., 2018; C. R. Harris et al., 2013; Jones, Hahn, & DeBruine, 2018; Jünger, Kordsmeyer, et al., 2018; Jünger, Motta-Mena, et al., 2018; Stern et al., 2020, 2021; Stern & Penke, in press; Wood et al., 2014) have cast doubt on reports that hormonal changes across the cycle cause changes in partner preferences, as concluded by Gildersleeve et al. (2014). Nevertheless, there is robust evidence that hormonal changes across the cycle lead to changes in sexual desire that do not occur in women using hormonal contraceptives (Arslan et al., 2018). In addition, normally cycling women evaluate male bodies, voices, and behavior as generally more attractive in their fertile phase (Jünger, Kordsmeyer, et al., 2018; Jünger, Motta-Mena, et al., 2018; Stern et al., 2020, 2021).

Hormonal Contraceptive Use, Sexuality, and Satisfaction

Beyond partner preferences, there is a growing body of research investigating effects of hormonal contraceptives on sexuality and satisfaction. Several mechanisms explaining how hormonal contraceptives might influence sexuality have been suggested. For example, the estrogen-induced increase in the production of sex hormone binding globulins based on hormonal contraceptives might lead to a de-

crease in libido by lowering the amount of free, biologically active testosterone (Pastor et al., 2013; Zimmerman et al., 2014). At the same time, other mechanisms like overcoming the fear of unwanted pregnancies, the resolution of gynecologic disorders (e.g., endometriosis, dysmenorrhea), and the reduction of body image concerns with an increase in self-esteem for women with clinical hyperandrogenism might be mechanisms behind potential positive effects of hormonal contraceptives on sexuality (Both et al., 2019). The recent review by Both et al. (2019) found that only a minority of women experienced changes in sexual functioning and concluded that the effects of hormonal contraceptives on sexual functioning – and sexual desire in particular – are understudied and poorly understood.

This is supported by a large amount of previous research on hormonal contraceptives producing mixed results for a wide range of psychological outcomes, including sexual functioning (Læssøe et al., 2014; Oranratanaphan & Taneepanichskul, 2006; Panzer et al., 2006; C. W. Wallwiener et al., 2015; M. Wallwiener et al., 2010; Zethraeus et al., 2016), libido (Caruso et al., 2005; Graham et al., 1995; Graham & Sherwin, 1993; Mark et al., 2016; McCoy & Matyas, 1996; Oranratanaphan & Taneepanichskul, 2006; Sabatini & Cagiano, 2006; Walker & Bancroft, 1990; Zethraeus et al., 2016; for reviews see Burrows et al., 2012; Davis & Castaño, 2004; Lee et al., 2017; Pastor et al., 2013; Schaffir, 2006), sexual and masturbation frequency (Alexander et al., 1990; Bancroft et al., 1991; Caruso et al., 2005; McCoy & Matyas, 1996), and sexual satisfaction (Alexander et al., 1990; Caruso et al., 2005; Jern et al., 2018; Oranratanaphan & Taneepanichskul, 2006), as well as relationship satisfaction (Jern et al., 2018; Taggart et al., 2018), jealousy (Cobey et al., 2011, 2012, 2013; Geary et al., 2001; Jern et al., 2018; Welling et al., 2012) and general well-being (Caruso et al., 2005; Egarter et al., 1999; Taggart et al., 2018; Zethraeus et al., 2017). There is therefore a need for methodologically sound and rigorous studies investigating effects of hormonal contraceptives on sexuality and satisfaction.

Congruent Contraceptive Use, Sexuality, and Satisfaction

Studies based on the congruency hypothesis reported associations between incongruent use of contraception and decreased perceived partner attractiveness (Roberts et al., 2012; Roberts, Cobey, et al., 2014), decreased relationship satisfaction (Roberts, Cobey, et al., 2014; but see French & Meltzer, 2020; Roberts, Little, et al., 2014), decreased sexual satisfaction (French & Meltzer, 2020; Roberts et al., 2012; Roberts, Little, et al., 2014; Russell et al., 2014), increased satisfaction with partner's paternal provision (Roberts et al., 2012), increased jealousy (Cobey et al., 2013), and increased appeal of alternative mates (Birnbaum et al., 2019).

While many studies reported evidence for the congruency hypothesis, a recent large-scale replication study ($N = 948$) with balanced congruent and incongruent user groups found no effect of incongruent contraceptive use (Jern et al., 2018). This study, along with the many nonreplications and methodological criticisms concerning cycle preference shifts, undermine the foundations of the congruency hypothesis. Given this uncertainty, we aimed to

test the replicability of effects of congruent contraceptive use on perceived partner attractiveness, relationship satisfaction, and sexual satisfaction, as well as to expand the analyses to other outcomes including libido, frequency of vaginal intercourse, and frequency of masturbation.

The Current Study

The three main goals of this study were to (1) investigate selection effects on choice of contraceptive method (no/nonhormonal vs. hormonal) and congruent contraceptive use (incongruent vs. congruent); (2) estimate effects of choice of contraceptive method and congruent contraceptive use on perceived partner attractiveness, relationship satisfaction, sexual satisfaction, libido, frequency of vaginal intercourse, and frequency of masturbation after taking into account observed confounders; and (3) estimate the robustness of these effects in the light of potential unobserved confounders. We used data from 1,179 women from the *Goettingen Ovulatory Cycle Diaries 2* and compared outcomes between groups of women using hormonal contraceptives (HC users) and women using no or nonhormonal contraceptives (non-HC users).³

Hypotheses

The analyses in this study were not preregistered. The data used in this study had already been collected, accessed, and analyzed to address other research questions. The first author formulated the hypotheses without prior access to the data and before any analyses relevant to this study had been conducted.

Selection Effects. Women do not choose contraceptives at random. Any study investigating the causal effects of hormonal contraception must therefore take selection into account. Our first goal was to investigate the degree to which contraceptive use and congruent contraceptive use could be explained by selection effects of demographic variables (age, education, and income), personality traits (openness, conscientiousness, extraversion, agreeableness, neuroticism, religiosity), and relationship duration. [Figure 1](#) shows a directed acyclic graph (e.g., Pearl, 1995) of the suggested causal network. Directed acyclic graphs visually represent causal assumptions. They offer an intuitive approach for thinking about causal structures and help to answer questions about potential third variables (i.e., confounders). Even though they look a lot like structural equation models, directed acyclic graphs differ in two important points: While structural equations models allow for bidirectional relationships between variables, directed

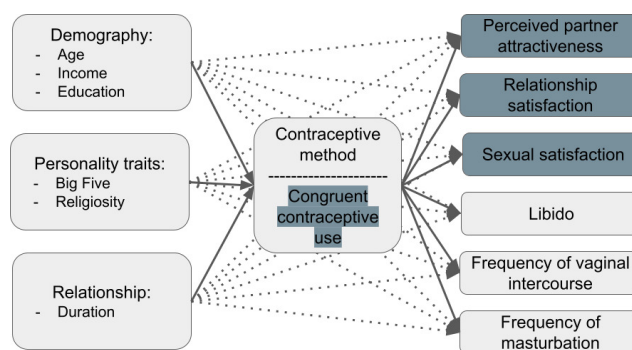


Figure 1. Overview of Selection Variables, Contraceptive Use, and Outcome Variables

Note. Selection variables are shown on the left, contraceptive methods in the middle, and outcome variables on the right. Continuous arrows indicate causal effects. Dashed arrows show confounding effects of selection variables. All information in dark gray is only available for participants in a romantic relationship.

acyclic graphs include only one-headed arrows and whereas structural equation models assume linear, additive relationships (unless indicated otherwise) the arrows included in directed acyclic graphs might reflect any form of relationship. For a primer on directed acyclic graphs see Rohrer (2018).

Many previous studies did not control for any selection variables; others controlled for age, income, and relationship duration (e.g., Jern et al., 2018). Yet these three covariates seem insufficient given the presumably complex causal network underlying the relationships we aim to study. We therefore compared the simple model, adjusted only for age, income, and relationship duration, to a more complex model adjusted for further potential selection effects as well: Education, Big Five personality traits, and religiosity ([Figure 1](#)). Several other variables that might play a role as selection effects (information about sociosexuality, how happy women would be about an unplanned pregnancy, number of sexual partners, or number of days and nights spent with their partner per week) were considered but ultimately not adjusted in order to avoid controlling for potential colliders or mediators (Rohrer, 2018). A collider for a certain pair of variables is any variable that is causally influenced by both of them. For example, whether women would be happy if they found out that they are pregnant could be influenced by the choice of contraception (e.g., through a hormonal effect). Even more likely, it could be influenced by the outcome relationship satisfaction. Controlling for a collider can potentially introduce a spurious (i.e., noncausal) association between its causes. An example of a mediator is

³ Most of the available literature focused only on the pill, and the following hypotheses were based on this literature. Some evidence suggests divergent effects of different forms of hormonal contraceptives on sexual desire (Boozalis et al., 2016; Sabatini & Cagiano, 2006), and some studies reported differences in outcomes depending on dosages of estrogen and progestin in the pill (Caruso et al., 2011; Graham et al., 1995; Greco et al., 2007; Kelly et al., 2010; Skrzypulec & Drosdzol, 2008; Strufaldi et al., 2010; but see M. Wallwiener et al., 2010). However, the current study was interested in the effects all hormonal contraceptives had in common. In addition, the more general comparison of hormonal contraceptives with no/nonhormonal contraceptives enabled us to include more participants for analyses. Results from robustness analyses including only pill users compared to naturally cycling women are available on the supplementary website https://laurabotzet.github.io/effects_of_contraception/14_analyses_robust. The results did not differ substantially from the results based on our main analyses including all hormonal contraceptive users.

sociosexual desire, which could potentially mediate the effect of hormonal contraceptives on libido. Controlling for a mediator might lead to controlling for the very process of interest (Rohrer, 2018). Therefore, we excluded all possible selection effects that might be influenced by the outcomes or might mediate the effect of hormonal contraceptives on the proposed outcomes—with the exception of relationship duration. Although relationship duration might represent a potential collider, the literature suggests it is uniquely important as a selection variable (e.g., Jern et al., 2018).

Hypothesis 1: The complex model including all potential selection variables explains more variance than does the simple model including only age, income, and relationship duration in (1) the choice of contraception and (2) congruent contraceptive use.

Effects of Hormonal Contraceptives. Our second goal was divided into two parts. First, we aimed to estimate effects of choice of contraceptive method after adjusting for observed confounders. Because RCTs provide the most robust evidence regarding causal psychological effects of hormonal contraceptives, the following hypotheses on effects of current contraceptive use were based on findings from RCTs, which suggest negative psychological effects of hormonal contraceptives (Graham et al., 1995; Zethraeus et al., 2016, 2017).

Hypothesis 2.1: Hormonal contraceptives lead to decreased (1) perceived partner attractiveness, (2) relationship satisfaction, (3) sexual satisfaction, (4) libido, (5) frequency of vaginal intercourse, and (6) frequency of masturbation.

We also tested whether effects of hormonal contraceptives persisted after controlling for selection variables (age, education, income, openness, conscientiousness, extraversion, agreeableness, neuroticism, religiosity, and relationship duration).

Hypothesis 2.2: After controlling for all selection variables, hormonal contraceptives lead to decreased (1) perceived partner attractiveness, (2) relationship satisfaction, (3) sexual satisfaction, (4) libido, (5) frequency of vaginal intercourse, and (6) frequency of masturbation.

Effects of Congruent Contraceptive Use. The second part of this goal was to estimate effects of congruent contraceptive use after considering observed confounders. In line with the congruency hypothesis (Roberts et al., 2013), it was expected that congruent contraceptive use leads to positive effects on relationship quality and sexual functioning.

Hypothesis 3.1: Congruent contraceptive use leads to increased (1) perceived partner attractiveness, (2) relationship satisfaction, (3) sexual satisfaction, (4) libido, (5) frequency of vaginal intercourse, and (6) frequency of masturbation.

We also tested whether effects of congruent contraceptive use persisted after controlling for selection variables (age, education, income, openness, conscientiousness, extraversion, agreeableness, neuroticism, religiosity, and relationship duration).

Hypothesis 3.2: After controlling for all selection variables, congruent contraceptive use leads to increased (1) perceived partner attractiveness, (2) relationship satisfaction, (3) sexual satisfaction, (4) libido, (5) frequency of vaginal intercourse, and (6) frequency of masturbation.

Sensitivity Analyses

Our third goal was to estimate the robustness of effects of both contraceptive use and congruent contraceptive use in the light of potential unobserved confounders. When making causal inferences based on observational data, most researchers adjust for observed covariates while implicitly assuming that there are no unobserved confounders. This assumption is untestable and, given the research question at hand, unlikely to hold. One way to solve this problem is to qualitatively debate potential unobserved confounders and their effects. Another possibility, which we employ here, is to apply sensitivity analyses to quantitatively examine the fragility of putative causal estimates when the underlying assumption of no unobserved confounding is challenged.

We estimated the sensitivity of effects of hormonal contraceptives and congruent contraceptive use on the outcomes in the light of potential unobserved confounders. Given the complexity of the relationships between contraceptive method, relationship quality, and sexual functioning, it is very likely that confounders exist that were not observed in the current study and therefore not included in the complex models. Unobserved confounding could explain or potentially even reverse the observed effects of hormonal contraceptives.

Methods

Sample and Procedure

This study was based on the data collection *Goettingen Ovulatory Cycle Diaries 2*, conducted from May 2016 to January 2017. The data was primarily collected to investigate psychological cycle shifts in women (Arslan et al., 2016). Arslan, Reitz, et al. (2020) published a paper based on the data collection focusing on measurement arcana investigating the benefits of a planned missingness design in diary studies and Schleifenbaum et al. (2021) studied fertile window effects on attractiveness on a within-subject level using hormonal contraceptive users as a quasi-control group who do not experience ovulation. A codebook for the full dataset including all measures is available at <https://rubenarslan.github.io/gocd2> (Arslan, Driebe, et al., 2020).

All data was collected online using the open source software formr.org (Arslan, Walther, et al., 2020). In an initial survey, participants answered questions about contraceptive methods, demographics, sexuality, and personality. All variables except for libido, frequency of vaginal intercourse, and frequency of masturbation were derived from the initial survey. The survey was followed by a daily 5-minute diary filled out for 70 days. Libido, frequency of vaginal intercourse, and frequency of masturbation were based on the diary survey.

A total of 1,660 people initially enrolled in the study. Only women were allowed to participate. The proportion of

Table 1. Exclusion Criteria, Reasons for Exclusion, and Number of Excluded Participants

Exclusion criteria	Reasons for exclusion	n
Not finishing the initial survey	Missing data	249
Not biologically female	Potential hormonal influences; no need to use contraceptives to prevent pregnancy	3
Not predominantly heterosexual	No need to use contraceptives to prevent pregnancy	26
Currently in a homosexual romantic relationship	No need to use contraceptives to prevent pregnancy	9
Older than 50	Potential hormonal influences	35
(Post-)menopausal	Potential hormonal influences	41
Pregnant	Potential hormonal influences	23
Breastfeeding	Potential hormonal influences	28
Trying to become pregnant	No need to use contraceptives to prevent pregnancy	61
“Taking a chance” of becoming pregnant	Need to use contraceptives to prevent a pregnancy is low	41
Using no contraceptive methods for other reasons	No information about contraceptive method	55
Choice of contraceptive method ^a		34
Morning-after pill		12
Breastfeeding		1
I am infertile	Potential hormonal influences and/or no need for hormonal contraception	2
My partner is infertile		2
I am sterilized		2
My partner is sterilized		7
Other contraceptive method		9
Incongruent information about contraceptive method ^b	Potential hormonal influences	39
Medication including sex hormones	Potential hormonal influences	7
Total		481

Note. ^a Numbers of contraceptive methods add up to 35 (rather than 34) because women could report several hormonal contraceptives that led to exclusion. ^b Participants, who reported recently changing their contraceptive method (in the last three months), were excluded because this might influence their hormonal status when participating in our study.

non-HC users was greater than in the average population (58% in the included sample in the current study compared to 46% in a representative German sample in 2011; Bundeszentrale für gesundheitliche Aufklärung, 2011), presumably because naturally cycling women were actively oversampled by offering up to 45€ for participation, whereas all other participants were offered the chance to win technological devices (e.g., mobile phones, tablets) or vouchers for online shopping. All participants received individual feedback at the end of the study, and psychology students who took part could also earn course credits.

Exclusion Criteria

The exclusion criteria are summarized in [Table 1](#). Note that some women were excluded for multiple reasons (e.g., not finishing the initial survey and being pregnant). [Figure 2](#) shows a flowchart of applied exclusion criteria. In total, 481 participants were excluded, leaving 1,179 participants who were included in analyses.

For analyses that were based on diary information (libido, frequency of vaginal intercourse, and frequency of masturbation) 53,332 diary days for 1,179 participants were available. A total of 745 diary days were excluded because participants skipped these days and no information was

available. An additional 142 diary days were excluded because participants indicated giving dishonest answers (e.g., randomly giving answers to speed through the survey). This resulted in 52,445 diary days for 1,138 participants. In addition, all participants who filled out fewer than 14 diary days were excluded in order to calculate reliable estimates for libido, frequency of vaginal intercourse, and frequency of masturbation ($n_{\text{excluded participants}} = 170$, $n_{\text{excluded days}} = 1,014$). In total, 968 participants with 51,431 diary days and a mean number of 53.13 days per participant were included for the analyses with libido as an outcome.

For analyses with frequency of vaginal intercourse and frequency of masturbation as outcomes, we omitted women who said they did not need contraception because they currently had no sexual intercourse ($n = 84$ of all 1,179 included participants). Including these women among non-HC users would clearly introduce reverse causality, as their frequency of vaginal intercourse determined their need for contraception. This exclusion affected 71 women in the analyses for effects of hormonal contraceptives on frequency of vaginal intercourse and frequency of masturbation and 10 women in the analyses for effects of congruent contraceptive use and its interaction with current contraceptive use on frequency of vaginal intercourse and frequency of masturbation.

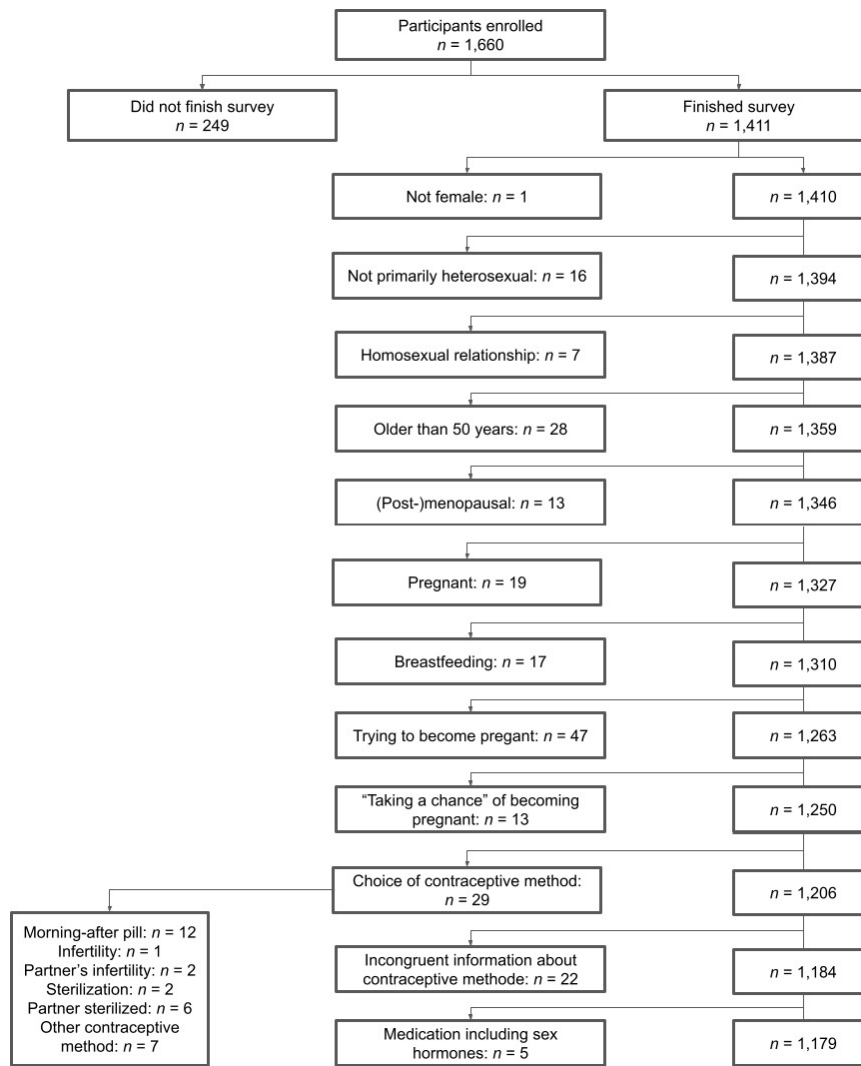


Figure 2. Flowchart of Applied Exclusion Criteria

Note. Numbers of choice of contraceptive methods add up to 30 (rather than 29) because women could report several hormonal contraceptives that led to exclusion.

Participants

The 1,179 eligible participants were on average 25.0 years old ($SD = 5.1$, range: 18–49 years). Most of the participants were students (72%), 22% were working, 3% were in secondary or vocational school, and 3% were homemakers or not working. A majority reported their religious denomination as Christian (51%), 42% described themselves as nonreligious, and 7% reported other religious denominations (including Buddhism, Hinduism, Islam, and Judaism). Most (66%) of the participants were in an ongoing romantic relationship (6% of all participants were married and 2% were engaged), with an average relationship duration of 3.4 years ($SD = 3.7$, range: 0.0–29.4 years). The vast majority (94%) had no children. Geographically, only Göttingen (the university town where this study was conducted) was visibly overrepresented.

Included Compared to Excluded Participants. Table S1 in the Supplemental Material shows all comparisons between included and excluded participants who finished the initial survey. Unsurprisingly given our exclusion of older, perimenopausal, and postmenopausal women, included

participants were younger ($d = -1.43$ 95% CI: [-1.62; -1.24]), earned less money (Cramér's $V = 0.30$ [0.25; 0.37]), were more often single (Cramér's $V = 0.07$ [0.02; 0.12]), reported shorter relationship durations ($d = -0.87$ [-1.06; -0.68]), and reported higher libido ($d = 0.25$ [0.09; 0.42]). Included and excluded participants did not differ significantly in education, extraversion, neuroticism, agreeableness, conscientiousness, openness, religiosity, perceived partner attractiveness, relationship satisfaction, sexual satisfaction, frequency of vaginal intercourse, or frequency of masturbation (all $ps > .05$).

Measures and Indices

All variables were based on self-report. Item wordings are listed in Table S2 in the Supplemental Material. The following sections summarize measures and indices.

Selection Variables

Participants were asked to report their age and education in years and to indicate their income, choosing between five income groups (<500€ per month; 500–1,000€ per month;

1,000–2,000€ per month; 2,000–3,000€ per month; >3,000€ per month) and a sixth group in case they did not want to answer this question (*do not want to disclose*). Big Five personality traits—including extraversion (8 items), neuroticism (8 items), agreeableness (9 items), conscientiousness (9 items), and openness (10 items)—were measured using the German version of the Big Five Inventory (44 items, Lang et al., 2001) on a scale from 1 (*does not apply at all*) to 5 (*fully applies*). Level of religiosity was measured on the same scale with one 1 item.

Relationship duration was measured in years and months. In order to incorporate single women into the analyses including relationship duration and to be able to estimate nonlinear effects of relationship duration, the variable was split into five categories: 0–12 months ($n = 198$), 13–28 months ($n = 198$), 29–52 months ($n = 188$), and more than 52 months ($n = 190$), and not in a relationship ($n = 405$). Figure S1 in the Supplemental Material displays a histogram of relationship duration.

Contraception

Current contraception was measured with one item asking for current contraceptive methods, and answers were categorized (hormonal contraception, no/nonhormonal contraception). Congruent use of hormonal contraception was determined by comparing women's current use of hormonal contraceptives and their use of hormonal contraceptives at the time of meeting their partner.

Participants were sorted into two large groups according to current contraception (non-HC users: $n = 688$, 58%; HC users: $n = 491$, 42%; see Figure S2 in the Supplemental Material for allocation process and number of women in each group). No/nonhormonal contraception included nonhormonal intrauterine devices ($n = 85$, 7%), fertility awareness methods ($n = 120$, 10%), condoms ($n = 380$, 32%), and no contraception at all ($n = 89$, 8%), as well as miscellaneous other barrier-based methods ($n = 14$, 1%). Hormonal contraception included only the pill ($n = 251$, 21%), only other hormonal contraceptives ($n = 61$, 5%), and any combination of the pill and nonhormonal contraceptives ($n = 161$, 14%), other hormonal contraceptives and nonhormonal contraceptives ($n = 17$, 1%) as well as one combination of the pill, other hormonal contraceptives and nonhormonal contraceptives ($n = 1$, 0%). From all women using oral contraceptives ($n = 413$, 35%) only 25 women (2%) used progestin-only oral contraceptives (i.e., “minipill”). Information about estrogen dosage was available for 377 women using regular oral hormonal contraceptives ($M = 27.54\mu\text{g}$; $SD = 7.24\mu\text{g}$; $min = 2\mu\text{g}$; $max = 100\mu\text{g}$) and 352 of all women using oral hormonal contraceptives reported the type of gestagen (Dienogest: $n = 109$, 31%; Levonorgestrel: $n = 105$, 30%; Chlormadinonacetat: $n = 62$, 18%; Desogestrel: $n = 38$, 11%; Drospirenon: $n = 17$, 5%; Cyproteronacetat: $n = 14$, 4%; Nomegestrolacetat: $n = 5$, 1%; Norgestimat: $n = 2$, 1%).

Of the 774 participants in an ongoing romantic rela-

tionship, 491 (63%) used congruent contraceptive methods (congruent HC users: $n = 240$, 31%; congruent non-HC users: $n = 251$, 32%). The remaining 283 (37%) used incongruent contraceptive methods (HC users → non-HC users: $n = 150$, 19%; non-HC users → HC users: $n = 133$, 17%).

Outcomes

Perceived partner attractiveness (two items; one measuring facial attractiveness and one on body attractiveness), relationship satisfaction (five items measuring aspects including satisfaction, fulfilling of needs, and—reverse-scored—conflicts), and sexual satisfaction (one item) were reported by partnered participants in the initial survey (1 = *does not apply at all*, 5 = *fully applies*). All participants reported on libido and sexual frequency in the diary. Libido was measured with one item every day (0 = *not at all*, 4 = *very much*) and the mean libido was aggregated across all diary days. Sexual frequency was measured with one item every day—the proportion of sexually active days was calculated by summing up all sexually active days and dividing them by the number of days the diary was filled out. Two measures of sexual frequency were included: (1) Frequency of vaginal intercourse included only the proportion of days when participants indicated that the sexual activity involved penetrative intercourse (not including anal sex); (2) frequency of masturbation included only the proportion of days when participants indicated that the sexual activity involved masturbation. Diary outcomes were all aggregated to reduce complexity and because we were not interested in any predictors at the within-woman level.

Statistical Analyses

All analyses were conducted using the statistical software R (R Core Team, 2013). Bayesian analyses were performed using the R-package *brms* (Bürkner, 2017), which implements an R interface to the probabilistic programming language Stan (Carpenter et al., 2017). Due to a lack of research especially on some of the outcomes (e.g., masturbation) and the fact that we switched between Bayesian and frequentist approaches for sensitivity analyses improper flat priors (which ensure consistency with maximum likelihood) for all parameters were used.

The focus of the current study was not to decide on accepting or rejecting null hypotheses but rather on estimating the strength of associations between contraception and outcomes. Nevertheless, a decision rule about whether an effect had a substantial practical impact was implemented in order to give recommendations for future research (Makowski et al., 2019). For each linear estimated effect size, a region of practical equivalence (ROPE) around the null value was estimated and combined with the 90% highest density interval (HDI).⁴ Following Kruschke (2018), the ROPE for each normally distributed outcome was set as

$$0 \pm 0.1 \times SD(\text{outcome})$$

⁴ A 90% HDI was chosen because a large number of sampling iterations would have been necessary to estimate the regions outside of a 95% HDI. In addition, applying a ROPE criterion is a fairly conservative way to decide about effect sizes; we therefore used a lower level of

The decision to follow Kruschke's (2018) suggestion reflects a lack of strong prior research that could inform our notion of practical equivalence, especially given widespread heterogeneity in outcome measures.

For non-normally distributed outcomes (frequency of vaginal intercourse and frequency of masturbation) the ROPE was set at 0 ± 0.05 because analyses assumed Poisson distributions, and the effects were estimated on a logarithmic scale. A difference of 0.05 on the log scale approximately translates to a difference of 1 percentage point in frequency of vaginal intercourse for the rates found in this sample.

Using the test for practical equivalence (Kruschke, 2018) makes it possible to distinguish between three eventualities: (a) rejecting the null hypothesis: The estimated effect sizes are interpreted as substantial because the HDI is outside the ROPE, (b) accepting the null hypothesis: The estimated HDI is completely within the ROPE, or (c) withholding a decision: The HDI overlaps with the ROPE, so it is unknown whether the association is outside the ROPE—in other words, the estimates are insufficiently precise and future research with larger samples is needed.

Selection Effects on Current Contraceptive Use and Congruent Contraceptive Use

In our investigation of the degree to which contraceptive use and congruent contraceptive use can be explained by selection effects, the simple models were based on probit regressions using the predictors age, income, and relationship duration. The complex models were based on probit regressions that also included education, openness, conscientiousness, extraversion, agreeableness, neuroticism, and religiosity as predictors. In order to investigate potential selection effects in light of the direction of incongruent contraceptive use (switching from hormonal contraceptives to no/nonhormonal contraceptives or vice versa) a third model with congruent contraceptive use as an outcome and additional predictors including contraceptive method when meeting one's partner and its interaction with all other predictors was analyzed.

The models were compared by using approximative leave-one-out cross-validation (*LOO-IC*; Vehtari et al., 2016) to investigate whether the complex model explained current contraceptive use/congruent contraceptive use more precisely than the simple model did. Substantially better model performance was indicated if the absolute difference in expected log pointwise predictive density ($diff_{ELPD}$) was higher than twice the standard error of expected log pointwise predictive density ($SE_{diff(ELPD)}$).

Effects of Hormonal Contraceptives

To estimate effects of choice of contraceptive method (no/nonhormonal vs. hormonal contraceptives and congruency) on relationship quality and sexual functioning, we used linear regressions for the outcomes perceived partner

attractiveness, relationship satisfaction, sexual satisfaction, and libido. For the outcomes frequency of vaginal intercourse and frequency of masturbation we used Poisson regression and included offsets for the number of days the diary was filled out. We always estimated an unadjusted model including only current use of contraception (no/non-hormonal vs. hormonal contraceptives). In a second model, we then adjusted for potential selection variables: age, income, relationship duration, education, openness, conscientiousness, extraversion, agreeableness, neuroticism, and religiosity. To study congruent contraceptive use, models were specified as above but additionally included congruency and its interaction with current contraceptive use.

For effects of hormonal contraceptives our theoretical estimand of interest (Lundberg et al., 2021) was the average treatment effect of hormonal contraception on sexual satisfaction, frequency, and so on. We strove to identify this causal effect by adjusting for confounding variables. The so-adjusted estimated effect size was our empirical estimand. For linear regression models, the effect size of interest was the estimated coefficient. For Poisson regression models, we used the difference in percentage frequencies across the diary. Therefore, we based our ROPE for these outcomes on percentage frequencies and reported differences in percentage frequencies in addition to estimated effect sizes.

As robustness analyses, we performed all analyses of effects of hormonal contraceptives including only pill users compared to naturally cycling women. The results are reported on the supportive website https://laurabotzet.github.io/effects_of_contraception/14_analyses_robust. The patterns between oral contraceptive users and naturally cycling women did not differ substantially from the patterns reported in our main analysis including all forms of hormonal contraceptives.

Sensitivity Analyses

To estimate the robustness of effects of contraceptive use and congruent contraceptive use in the light of potential unobserved confounders, we used a sensitivity analysis that is an extended version of the omitted variable bias framework developed by Cinelli & Hazlett (2020). It estimates how robust results are to all potential unobserved confounders and how strong unobserved confounding would need to be in relation to the strength of observed confounders to change conclusions in a substantive manner. While sensitivity analysis cannot compensate unobserved confounders, it quantifies what one needs to believe in order to sustain that a given conclusion is not due to confounding.

The R-package *sensemakr* v0.1.3 (Cinelli et al., 2020) was used for analysis. As this package does not implement sensitivity analyses for Bayesian analyses and only targets linear regressions, we performed frequentist linear regressions for all outcomes. For our scenario, linear regression is robust to this violation of assumptions and the effects closely approximated the conditional effects in Bayesian Poisson

confidence compared to the 95% confidence interval normally used in frequentist analyses.

Table 2. Counts, Means, Standard Deviations, Ranges, and Reliability

Variable	<i>n</i>	<i>M</i>	<i>SD</i>	<i>min</i>	<i>max</i>	α	ω
(1) Age (in years)	1,179	25.03	5.09	18	49		
(2) Education (in years)	1,179	15.07	4.73	0	26		
(3) Income (monthly)							
- <500€	287 (24%)						
- 500€–1,000€	565 (48%)						
- 1,000€–2,000€	215 (18%)						
- 2,000€–3,000€	63 (5%)						
- >3,000€	16 (1%)						
- do not want to disclose	33 (3%)						
(4) Extraversion	1,179	3.46	0.78	1.12	5.00	.87	.77
(5) Neuroticism	1,179	3.00	0.78	1.00	5.00	.85	.71
(6) Agreeableness	1,179	3.68	0.62	1.44	5.00	.76	.57
(7) Conscientiousness	1,179	3.53	0.66	1.56	5.00	.82	.70
(8) Openness	1,179	3.78	0.61	1.50	5.00	.81	.63
(9) Religiosity	1,179	2.20	1.34	1.00	6.00		
(10) Relationship duration							
- Single	405 (34%)						
- 0–12 months	198 (17%)						
- 13–28 months	198 (17%)						
- 29–52 months	188 (16%)						
- >52 months	190 (16%)						
(11) Perceived partner attractiveness	774	4.25	0.74	1.00	5.00	.68	— ^a
(12) Relationship satisfaction	774	3.39	0.43	1.40	4.60	.88	.83
(13) Sexual satisfaction	774	4.00	1.05	1.00	5.00		
(14) Libido	968	1.19	0.59	0.00	3.03		
(15) Frequency of vaginal intercourse	897	7.27	7.19	0.00	42.00		
(16) Frequency of masturbation	897	6.96	7.21	0.00	50.00		

Note. Means, standard deviations, ranges, and (if applicable) reliability measurements for variables and scales of all selection variables and outcomes are reported for numerical variables. For categorical variables (income and relationship duration), only the count for each group is displayed.

α = Cronbach's alpha (Cronbach, 1951); ω = McDonald's omega hierarchical (McDonald, 1999). ^a McDonald's omega for perceived partner attractiveness could not be computed.

regressions.

Availability of Data, Code, and Analyses

All code (for both data wrangling and analysis), materials, and full statistical results pertaining to this study are openly available on the supportive website (https://laurabotzet.github.io/effects_of_contraception; Botzet, 2020) and uploaded as part of the accompanying project on the Open Science Framework (<https://osf.io/rqxsa/>). A codebook for the full dataset for the *Goettingen Ovulatory Cycle Diaries 2* is available at <https://rubenarslan.github.io/gocd2> (Arslan, Driebe, et al., 2020). Because we cannot share the data publicly due to the sensitive nature of sexual diary studies, we uploaded a synthetic dataset to the Open Science Framework following Quintana's (2020) primer on synthetic datasets using the R-package *synthpop* (Nowok et al., 2016). The synthetic dataset mimics many of the central features of the real data, including means and bivariate associations (see https://laurabotzet.github.io/effects_of_contraception/11_check_synthetic_data.html for comparisons between the real and the synthetic dataset), and can thus be used by others to write code to test and

build models using realistic fake data. Upon request we can share the partially anonymized data with anyone who has a valid reason and agrees not to attempt to reidentify the data.

Results

Descriptive Statistics

Selection Variables and Outcomes

Counts, means, standard deviations, ranges, and reliability measurements of selection variables and outcomes are reported in Table 2. Reliability measurements included Cronbach's alpha and McDonald's omega (hierarchical) and both indicated sufficient reliability for the used measurements. Table S3 in the Supplemental Material summarizes means and standard deviations for all selection variables and outcomes separately for singles and partnered women divided by current contraceptive method (no/nonhormonal vs. hormonal) and congruency of contraceptive method (incongruent vs. congruent).

Table S4 in the Supplemental Material shows zero-order correlations of all numerical selection variables and out-

comes. The outcomes perceived partner attractiveness, relationship satisfaction, sexual satisfaction, libido, and frequency of vaginal intercourse all correlated positively with each other (r between .09 and .41) except for the relationship between satisfaction and libido, which showed no significant correlation. Frequency of masturbation correlated positively with libido ($r = .22$) and negatively with perceived partner attractiveness, relationship satisfaction, and sexual satisfaction (r between $-.11$ and $-.10$). We found no significant correlation between frequency of vaginal intercourse and frequency of masturbation ($r = -.05$).

For noncontinuous variables (income and relationship duration), we do not report correlations; rather, we analyzed linear regressions with the linear variable as an outcome and the noncontinuous variable as a predictor. For the outcomes frequency of vaginal intercourse and frequency of masturbation as outcomes, generalized linear models based on Poisson distributions were analyzed. Results from these analyses are summarized in the Supplemental Material.

Selection Effects

According to *LOO-IC*, the more complex model did not substantively improve upon the simple model when predicting current contraceptive method, changes in contraceptive method, or changes in contraceptive method separately for non-HC/HC users. When predicting current contraceptive method, the complex model showed only slightly improved *LOO-IC* performance (within one standard error of the difference). Unstandardized effect size estimates for the different predictors for models with current contraceptive method as an outcome are displayed in [Figure 3](#). Descriptively, the simple model performed even better according to *LOO-IC* for the other two outcomes (see Table S5 in the Supplemental Material). Unstandardized effect size estimates for the different predictors for models with congruent contraceptive method as an outcome—separately for women who were using hormonal contraceptives when they met their partner (left) and women who were not (right)—are displayed in [Figure 4](#).

Effects of Hormonal Contraceptives

[Table 3](#) summarizes unstandardized effect size estimates and 90% HDIs for hormonal contraceptives on perceived partner attractiveness, relationship satisfaction, sexual satisfaction, libido, frequency of vaginal intercourse, and frequency of masturbation. [Figure 5](#) displays all unstandardized effect size estimates and 90% HDIs for hormonal contraceptives compared to the ROPE criterion. Unstandardized effect size estimates for hormonal contraceptives in the uncontrolled models as well as the controlled models overlapped with the ROPE for perceived partner attractiveness, relationship satisfaction, sexual satisfaction, and libido. The unstandardized effect size estimates for hormonal contraceptives were outside of the ROPE for frequency of vaginal intercourse (uncontrolled: 0.25 [90% HDI: 0.21; 0.29]; controlled: 0.16 [0.12; 0.21]) and frequency of masturbation (uncontrolled: -0.40 [-0.44 ; -0.35], controlled: -0.30 [-0.34 ; -0.25]).

Based on the uncontrolled models this corresponded to a difference of 3.5 [3.0; 4.1] percentage points in estimated

probabilities of penetrative intercourse per day (HC users: 15.9%; non-HC users: 12.4%) and a difference of 5.0 [4.5; 5.5] percentage points in estimated probabilities of masturbation per day (HC users: 10.3%; non-HC users: 15.3%). For the controlled models we computed average marginal effects (documented at https://laurabotzet.github.io/effects-of-contraception/18_marginal_effects.html) by setting number of diary days filled out as one, using all levels of categorical variables (income, relationship duration), using five categorical levels for the continuous variables age and years of education and assuming empirical mean values for all other continuous variables (Big Five personality traits, religiosity). Differences in average marginal effects were 2.8 [2.0; 3.6] percentage points in estimated probabilities of penetrative intercourse per day (HC users: 18.0%; non-HC users: 15.2%) and 3.1 [2.7; 3.6] percentage points in estimated probabilities of masturbation per day (HC users: 9.0%; non-HC users: 12.2%). Therefore, the observed differences were all larger than the difference in 1 percentage point that our predefined ROPE for analyses assuming Poisson distributions was based on.

Effects of Congruent Contraceptive Use

[Table 4](#) summarizes unstandardized effect size estimates for hormonal contraceptives, congruent contraceptive use, and their interaction on perceived partner attractiveness, relationship satisfaction, sexual satisfaction, libido, frequency of vaginal intercourse, and frequency of masturbation. To illustrate effects, [Figures 6](#) and [7](#) show the predicted means for current contraceptive method and congruent contraceptive use based on the uncontrolled and the controlled model, respectively.

Unstandardized effect size estimates for hormonal contraceptives, congruent contraceptive use, and the interaction of the two in the uncontrolled models and the controlled models overlapped with the ROPE for perceived partner attractiveness, relationship satisfaction, sexual satisfaction, and libido. The unstandardized effect size estimates for congruent contraceptive use and its interaction with current use of HCs overlapped with the ROPE for frequency of vaginal intercourse and frequency of masturbation. The unstandardized estimates for the main effects of HCs on frequency of vaginal intercourse and masturbation were outside of the ROPE, as in the preceding analysis.

Sensitivity Analyses

Results for sensitivity analyses are summarized in [Table 5](#) for models including current use of hormonal contraceptives (without and with control for observed confounders) and in [Table 6](#) for models additionally including congruent contraceptive use and its interaction with current use of hormonal contraceptives (without and with control for observed confounders). Results are based on frequentist linear models for all outcomes.

Perceived Partner Attractiveness, Relationship Satisfaction, Sexual Satisfaction, and Libido

Hormonal contraceptives, congruent contraceptive use, and their interaction showed no significant effect on per-

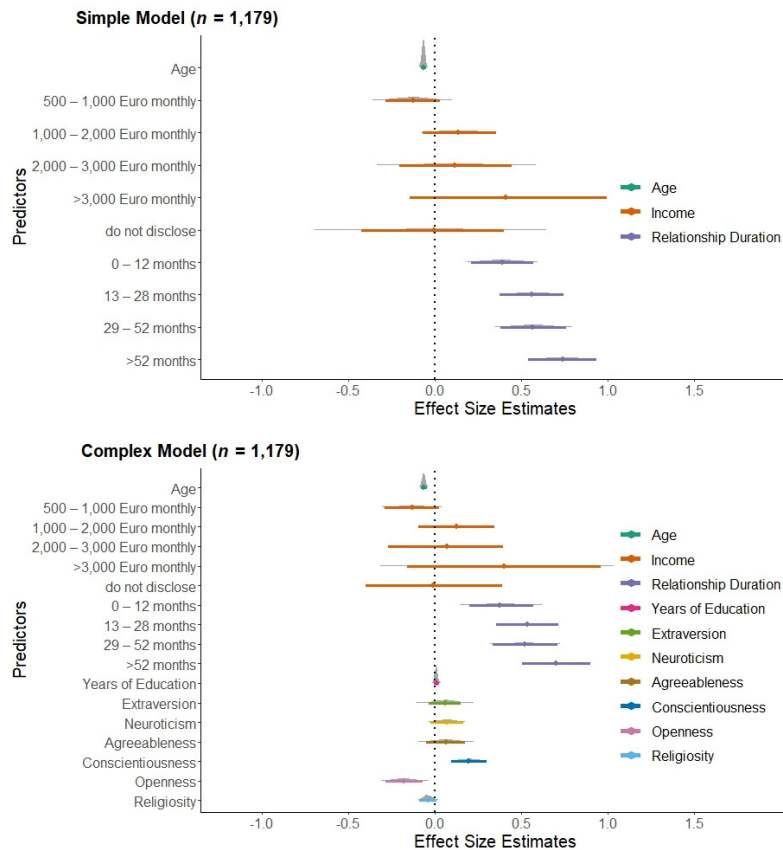


Figure 3. Unstandardized Effect Size Estimates and 90% HDI for Models with Current Contraceptive Use (0 = No/Nonhormonal Contraceptives; 1 = Hormonal Contraceptives) as Outcome

Note. Simple model (top) includes age, income, and relationship duration as predictors. Complex model (bottom) also includes education, extraversion, neuroticism, agreeableness, conscientiousness, openness, and religiosity. Error bars show 90% HDIs. HDI = highest density interval.

ceived partner attractiveness, relationship satisfaction, sexual satisfaction, and libido in the uncontrolled or the controlled model.⁵ Unobserved confounders would have to explain between $RV_{q=1} = 0.2\%$ and $RV_{q=1} = 6.3\%$ of the residual variance of both the treatment and the outcome to bring effects of hormonal contraceptives, congruent contraceptive use, and their interaction on these outcomes to zero (see Tables 5 and 6 for further information).

Frequency of Vaginal Intercourse and Masturbation

Table 5 provides information about the sensitivity analysis for the effect of hormonal contraceptives on the frequency of vaginal intercourse and masturbation. Without control for observed confounders the effect of hormonal contraceptives on frequency of vaginal intercourse was statistically significant with an unstandardized effect size estimate of 0.04 [95% CI: 0.02; 0.05] (Bayesian analysis: 0.25

[90% HDI: 0.21; 0.29]). Adjusting for observed confounders reduced this effect by 50% (30% based on Bayesian analyses), resulting in an unstandardized effect size estimate of 0.02 [95% CI: 0.01; 0.04] (Bayesian analysis: 0.16 [90% HDI: 0.12; 0.21]). To bring the point estimate for hormonal contraceptives on frequency of vaginal intercourse to zero, unobserved confounders would have to explain $RV_{q=1} = 9.4\%$ of the residual variance of both the predictor and the outcome. This means that compared to observed confounders which explained $\Delta R^2_{Y-D|X} = 0.7\%$ of the residual variance of the outcome unobserved confounders would need to explain $R^2_{Y-D|X} = 1\%$ of the residual variance of frequency of vaginal intercourse to fully account for the effect of hormonal contraceptives.

Without control for observed confounders the effect of hormonal controls on frequency of masturbation was statistically significant with an unstandardized effect size estimate of -0.04 [95% CI: -0.06; -0.03] (Bayesian analysis:

5 Even though the effect of hormonal contraceptives on relationship satisfaction and the effect of congruent contraceptive use on frequency of masturbation were significant in the uncontrolled model based on frequentist analyses (see Tables 5 and 6), Bayesian analyses showed that the 90% HDI overlapped with our predefined ROPE (see Tables 3 and 4). These effects were therefore treated as insignificant here.

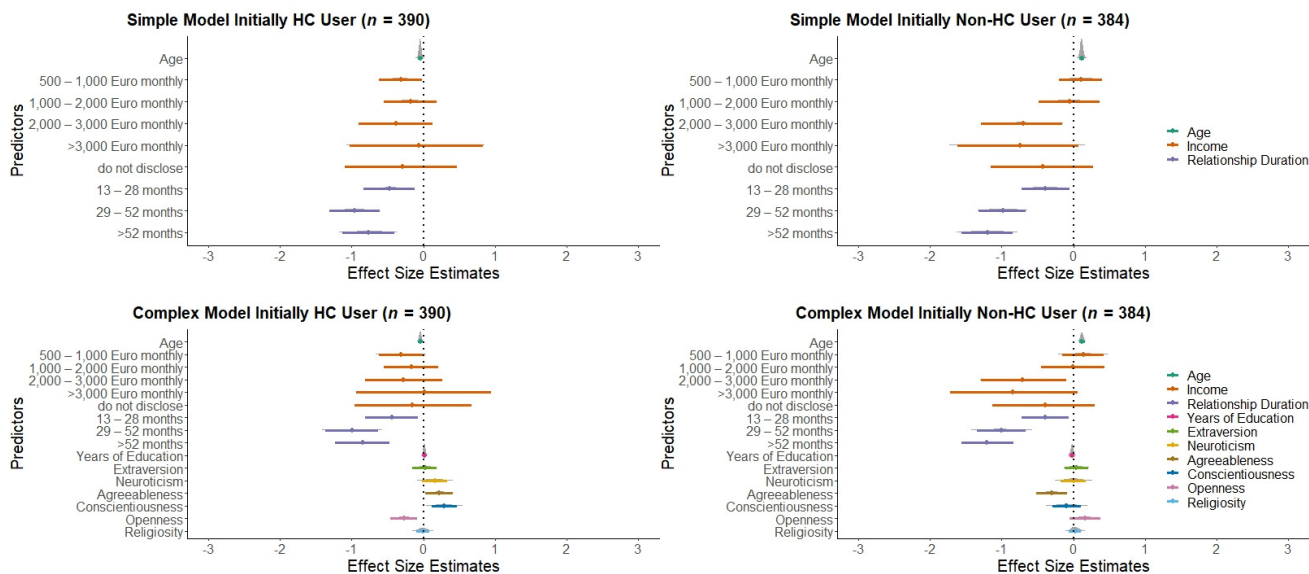


Figure 4. Unstandardized Effect Size Estimates and 90% HDI for Models With Congruent Contraceptive Use as an Outcome (0 = Incongruent; 1 = Congruent) Separately for HC Users When They Met Their Partner (Left) and Non-HC Users When They Met Their Partner (Right)

Note. Simple model (top) includes age, income, and relationship duration as predictors. Complex model (bottom) also includes education, extraversion, neuroticism, agreeableness, conscientiousness, openness, and religiosity. Error bars display 90% HDI. HC = hormonal contraceptive; HDI = highest density interval.

-0.40 [90% HDI: -0.44; -0.35]). Including control for observed confounders reduced this effect by 25% (25% based on Bayesian analyses), resulting in an unstandardized effect size estimate of -0.03 [95% CI: -0.05; -0.01] (Bayesian analysis: -0.30 [90% HDI: -0.34; -0.25]). To bring the point estimate for hormonal contraceptives on frequency of masturbation to zero, unobserved confounders would have to explain $RV_{q=1} = 11.1\%$ of the residual variance of both the predictor and the outcome. This implies that compared to observed confounders which explained $\Delta R^2_{Y-D|X} = 1.5\%$ of the residual variance of the outcome unobserved confounders would need to explain $R^2_{Y-D|X} = 1.4\%$ of the residual variance of frequency of masturbation to fully account for the effect of hormonal contraceptives.

Discussion

Our study aimed to disentangle selection effects from causal effects of contraceptive use. It showed that additional selection effects (including information about demography and personality) did not describe the choice of contraceptive method and congruent contraceptive use substantially better than did selection effects of age, income, and relationship duration. Furthermore, there was no evidence for substantial effects of contraceptive method, congruent contraceptive use, and their interaction on perceived partner attractiveness, relationship satisfaction, sexual satisfaction, and libido. While congruent contraceptive use and its interaction with contraceptive use had no substantial effects on frequency of vaginal intercourse and frequency of masturbation, we found a positive effect of current use of hormonal contraceptives on frequency of vaginal intercourse and a negative effect of current use of hormonal contraceptives on frequency of masturbation. These links

were robust to the inclusion of observed confounders and sensitivity analyses suggested that unobserved confounders would need to strongly influence outcomes (about as strong as all observed confounders taken together) in order to substantially alter conclusions.

Selection Effects

Including additional selection variables pertaining to demography (education) and personality (openness, conscientiousness, extraversion, agreeableness, neuroticism, and religiosity) did not substantially improve models predicting contraceptive method or congruent contraceptive use compared to models based only on age, relationship duration, and income. Therefore, Hypothesis 1—that the complex model explains more variance compared to the simple model in (1) the choice of contraception and (2) congruent contraceptive use—was rejected.

Of the predictors included in the simpler models, age and relationship duration had a significant effect on choice of contraceptive method and congruent contraceptive use; income was no significant predictor. Overall, age had a negative effect on the use of hormonal contraceptives, i.e. the percentage of women using hormonal contraceptives decreased with increasing age. In addition, age had a negative effect on congruency in women who were using hormonal contraceptives when they met their partner (i.e., older women were more likely to switch to no/nonhormonal contraceptives) but a positive effect on congruency in women who were using no/nonhormonal contraceptives when they met their partner (i.e., younger women were more likely to switch to hormonal contraceptives). Overall, women in a romantic relationship were more likely to use hormonal contraceptives. Relationship length played no significant role

Table 3. Unstandardized Effect Size Estimates of Hormonal Contraceptives on Outcomes

Outcome [ROPE]	<i>n</i>	Uncontrolled model Effect size estimate [90% HDI]	Controlled model Effect size estimate [90% HDI]
Perceived partner attractiveness [-0.07; 0.07]	774	0.08 [-0.00; 0.17]	0.07 [-0.02; 0.14]
Relationship satisfaction [-0.04; 0.04]	774	0.08 [0.03; 0.14]	0.06 [0.00; 0.11]
Sexual satisfaction [-0.11; 0.11]	774	0.14 [0.01; 0.26]	0.11 [-0.02; 0.24]
Libido [-0.06; 0.06]	968	0.02 [-0.04; 0.08]	0.00 [-0.06; 0.07]
Frequency of vaginal intercourse [-0.05; 0.05]	897	0.25 [0.21; 0.29]	0.16 [0.12; 0.21]
Frequency of masturbation [-0.05; 0.05]	897	-0.40 [-0.44; -0.35]	-0.30 [-0.34; -0.25]

Note. Effect sizes and estimated HDIs in bold were outside of the predefined ROPE, and the null hypothesis was rejected. For all other effect sizes, the estimated HDI overlapped with the predefined ROPE.

ROPE = region of practical equivalence; HDI = highest density interval.

in choice of contraceptive use, but partnered women who were in longer relationships were more likely to switch contraceptive methods, independent of whether they had been using hormonal contraceptives or no/nonhormonal contraceptives when they met their partner. Even though the complex models showed no improvement in model fit over the simple models, three predictors in the complex models stood out: First, conscientiousness had a positive effect on hormonal contraceptive use and a positive effect on congruent contraceptive use in women who had been using hormonal contraceptives when they met their partner (i.e., they were more likely to continue using hormonal contraceptives). Second, openness had a negative effect on hormonal contraceptive use and a negative effect on congruent contraceptive use in women who had been using hormonal contraceptives when they met their partner (i.e., they were more likely to switch to no/nonhormonal contraceptives). Third, agreeableness had a positive effect on congruent contraceptive use in women who had been using hormonal contraceptives when they met their partner (i.e., they were more likely to continue using hormonal contraceptives) and a negative effect on congruent contraceptive use in women who had been using no/nonhormonal contraceptives when they met their partner (i.e., they were more likely to switch to hormonal contraceptives). Future research concerning selection effects on contraceptive use and congruent contraceptive use could consider excluding measures of income (where appropriate⁶) and including measures of conscientiousness, openness, and agreeableness in addition to age and relationship duration.

Effects of Hormonal Contraceptives

The evidence for effects of hormonal contraceptives is inconclusive on perceived partner attractiveness, relationship satisfaction, sexual satisfaction, and libido, therefore neither accepting nor rejecting Hypothesis 2.1(1–4)—hormonal contraceptives lead to decreased (1) perceived partner attractiveness, (2) relationship satisfaction, (3) sexual satisfaction, and (4) libido—and Hypothesis 2.2(1–4)—after controlling for all selection variables, hormonal contraceptives lead to decreased (1) perceived partner attractiveness, (2) relationship satisfaction, (3) sexual satisfaction, and (4) libido. The estimates were insufficiently precise; future research with even larger samples is needed to reach a conclusion. Nevertheless, given the rather small effect sizes, it appears unlikely that use of hormonal contraceptives has a strong association with these outcomes.

Hormonal contraceptives had a positive effect on frequency of vaginal intercourse, even after controlling for observed confounders—thereby rejecting Hypotheses 2.1(5) and 2.2(5). Contrary to the RCTs by Graham et al. (1995) and Zethraeus et al. (2016) that provided evidence for negative effects of hormonal contraceptives on sexual desire, sexual arousal, and sexual pleasure, the results of our study are in line with studies based on correlational data that found a positive relationship between hormonal contraceptives and sexual frequency (Alexander et al., 1990; Caruso et al., 2005; McCoy & Matyas, 1996).

Hormonal contraceptives had a negative effect on frequency of masturbation, even after controlling for observed confounders—thereby accepting Hypotheses 2.1(6) and

⁶ The fact that income was not associated with contraceptive use might be because the current study was based on a German sample. Germany's health system covers gynecological exams and consulting, and, for women younger than 22, the cost of hormonal contraceptives. Therefore, this result might not be generalizable to women in countries with no mandatory health insurance (e.g., the United States) or in countries where contraceptives tend not to be covered by health insurance (e.g., Canada).

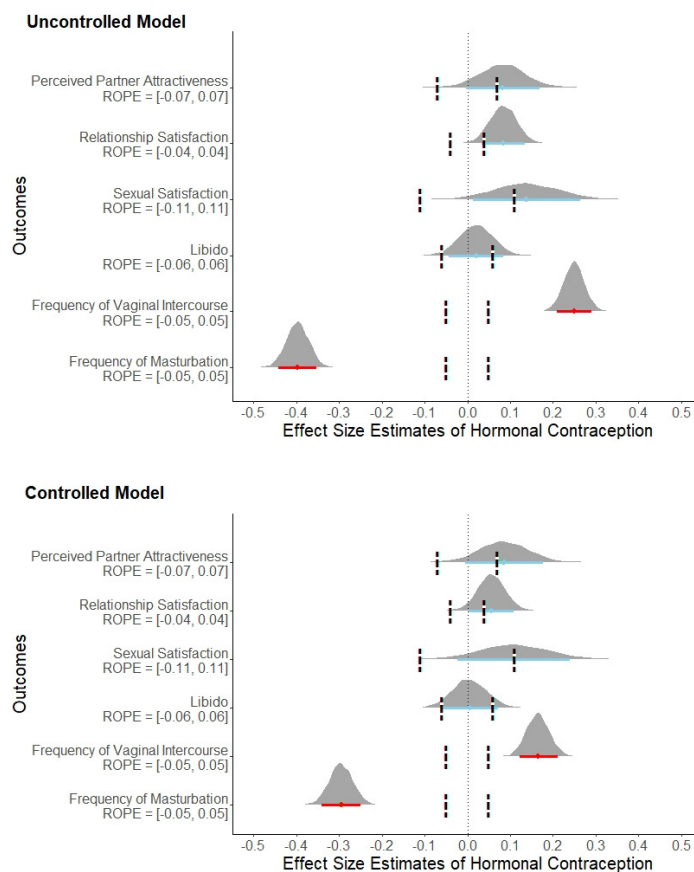


Figure 5. Unstandardized Effects Size Estimates and 90% HDIs of Hormonal Contraceptives on Outcomes Based on Uncontrolled and Controlled Models

Note. Thick dotted lines indicate ROPEs for outcomes, thin dotted lines indicate zero. Blue indicates that the 90% HDI overlapped with the ROPE, red indicates that the 90% HDI was outside the ROPE.

HDI = highest density intervals; ROPE = region of practical equivalence.

2.2(6). Most studies show no difference in frequency of masturbation between HC users and non-HC users (Alexander et al., 1990; Bancroft et al., 1991), but a recent study by Mark et al. (2016) provided evidence of a positive association between hormonal contraceptives and women's dyadic libido and a negative association between hormonal contraceptives and women's solitary libido. The libido item in our study included dyadic and solitary libido ("I experienced increased libido [desire to have sexual intercourse/to masturbate/to be sexually active].") and did not distinguish between them as proposed by Spector et al. (1996). Thus, it seems possible that the divergent relationships described by Mark et al. (2016) resulted in the overall null relationship between hormonal contraceptives and libido that we observed. Our study could therefore provide evidence for behavioral consequences (measured as frequency of vaginal intercourse and frequency of masturbation) of the divergent relationships between hormonal contraceptives and dyadic and solitary libido described by Mark et al. (2016).

Effects of Congruent Contraceptive Use

Evidence was inconclusive on effects of congruent contraceptive use on perceived partner attractiveness, relationship satisfaction, sexual satisfaction, libido, frequency of vaginal intercourse, and frequency of masturbation after

considering observed confounders. We could therefore neither accept nor reject Hypotheses 3.1—congruent contraceptive use leads to increased (1) perceived partner attractiveness, (2) relationship satisfaction, (3) sexual satisfaction, (4) libido, (5) frequency of vaginal intercourse, and (6) frequency of masturbation—and 3.2—after controlling for all selection variables, congruent contraceptive use leads to increased (1) perceived partner attractiveness, (2) relationship satisfaction, (3) sexual satisfaction, (4) libido, (5) frequency of vaginal intercourse, and (6) frequency of masturbation.

While these findings do not support most of the literature based on the congruency hypothesis (Birnbaum et al., 2019; Cobey et al., 2013; French & Meltzer, 2020; Roberts, Cobey, et al., 2014; Roberts et al., 2012; Roberts, Little, et al., 2014; Russell et al., 2014), they are in line with a recent large-scale replication attempt by Jern et al. (2018). Marcinkowska et al. (2019) provided additional evidence that questions the congruency hypothesis: In a large-scale study ($n = 6,482$), they found no evidence that women using the pill had weaker preferences for male facial masculinity than did women not using the pill. Differences in partner preferences have been suggested to be the driving mechanism behind the congruency hypothesis: Incongruent contraceptive methods are thought to lead to a shift in partner preferences, resulting in less satisfaction with the current

Table 4. Unstandardized Effect Size Estimates of Hormonal Contraceptives, Congruent Contraceptive Use, and Their Interaction on Outcomes

Outcome [ROPE]	<i>n</i>	Predictor	Uncontrolled model Effect size estimate [90% HDI]	Controlled model Effect size estimate [90% HDI]
Perceived partner attractiveness [-0.07; 0.07]	774	HCS	0.17 [0.02; 0.31]	0.14 [-0.01; 0.29]
		Congruency	0.14 [0.01; 0.27]	0.10 [-0.03; 0.23]
		Interaction	-0.13 [-0.31; 0.04]	-0.09 [-0.28; 0.09]
Relationship satisfaction [-0.04; 0.04]	774	HCS	0.05 [-0.03; 0.13]	0.04 [-0.05; 0.12]
		Congruency	-0.10 [-0.18; -0.03]	-0.07 [-0.14; 0.01]
		Interaction	0.06 [-0.05; 0.16]	0.03 [-0.07; 0.14]
Sexual satisfaction [-0.11; 0.11]	774	HCS	0.18 [-0.02; 0.39]	0.12 [-0.10; 0.33]
		Congruency	0.15 [-0.03; 0.33]	0.04 [-0.15; 0.23]
		Interaction	-0.08 [-0.33; 0.19]	-0.01 [-0.28; 0.26]
Libido [-0.06; 0.06]	632	HCS	-0.00 [-0.12; 0.12]	-0.02 [-0.14; 0.11]
		Congruency	0.08 [-0.03; 0.18]	0.02 [-0.09; 0.12]
		Interaction	-0.03 [-0.18; 0.12]	0.04 [-0.11; 0.19]
Frequency of vaginal intercourse [-0.05; 0.05]	622	HCS	0.20 [0.12; 0.27]	0.14 [0.06; 0.22]
		Congruency	0.09 [0.02; 0.15]	-0.05 [-0.11; 0.01]
		Interaction	-0.09 [-0.18; 0.01]	0.05 [-0.05; 0.13]
Frequency of masturbation [-0.05; 0.05]	622	HCS	-0.37 [-0.46; -0.27]	-0.38 [-0.47; -0.28]
		Congruency	0.11 [0.04; 0.18]	0.04 [-0.04; 0.13]
		Interaction	0.01 [-0.10; 0.13]	0.10 [-0.02; 0.22]

Note. Effect sizes and estimated HDIs in bold were outside of the predefined ROPE; the null hypothesis was thus rejected. For all other effect sizes, the estimated HDI overlapped with the predefined ROPE.

HCS = hormonal contraceptives; ROPE = region of practical equivalence; HDI = highest density interval.

romantic partner.

Jern et al. (2018) pointed out an important difference between their study and earlier studies on the congruency hypothesis: Earlier studies often had unequal distributions of congruent and incongruent users such that one group was almost entirely based on HC users or non-HC users. For instance, in the study by Cobey et al. (2013) the group of incongruent current HC users consisted of only four participants (3% of the final sample), while the group of congruent HC users consisted of 71 participants (59% of the final sample). This is especially problematic because most studies featured relatively small incongruent HC user groups and relatively large congruent HC user groups. Considering the small expected effect sizes based on the congruency hypothesis, main effects of current contraceptive use could have led to a spurious effect of congruency based on unequal distributions. Although the sample sizes of congruent and incongruent use differed in our study, the subgroups were relatively balanced (congruent non-HC users: 32%; congruent HC users: 31%; incongruent non-HC users: 19%; incongruent HC users: 17%) and the models always accounted for current contraceptive use and its interaction with contraceptive congruency.

Another possibility is that the reported effects based on the congruency hypothesis were false positives (Simmons et al., 2011). None of the earlier studies used preregistered hypotheses, and sample sizes were relatively small (ranging between $n = 48$ and $n = 365$), apart from the study by

Roberts et al. (2012), which found a positive effect of congruent use on perceived partner attractiveness and sexual satisfaction ($n = 993$). Indeed, two failed large-scale replication attempts (Jern et al., 2018 and the current study) and a range of recent evidence question the theory underlying the congruency hypothesis (Arslan et al., 2018; C. R. Harris et al., 2013; Jones, Hahn, & DeBruine, 2018; Jünger, Kordsmeyer, et al., 2018; Jünger, Motta-Mena, et al., 2018; Stern et al., 2020; Stern & Penke, in press; Wood et al., 2014; for a current discussion on evidence for psychological cycle shifts see Gangestad et al., 2019a, 2019b; Higham, 2019; Jones, Hahn, & DeBruine, 2018; Roney, 2019; Stern et al., 2019).

Overall, recent work has cast doubt on the evidence for both the assumed mechanism and the interaction effect underlying the congruency hypothesis. Our study could not accept the null hypotheses that there are no effects of congruent contraceptive use on perceived partner attractiveness, relationship satisfaction, sexual satisfaction, libido, frequency of vaginal intercourse, and frequency of masturbation because the sample size was too small and because we applied rigorous decision criteria for accepting the null hypotheses. Future research on congruent contraceptive use should be preregistered, be adequately powered to detect small effects, and appropriately account for current and past contraceptive use.

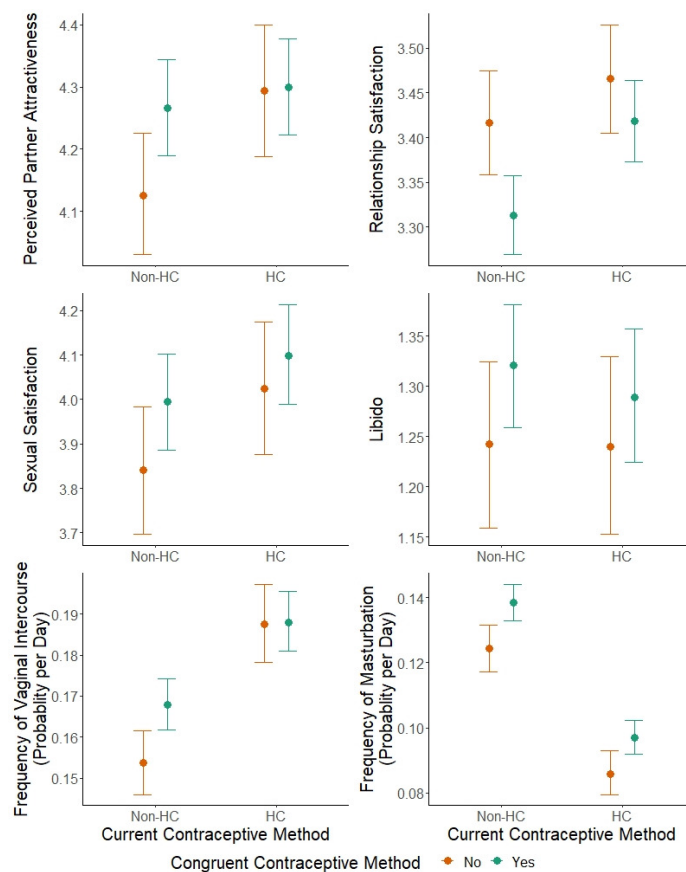


Figure 6. Predicted Means and 90% HDIs for Current Contraceptive Method and Congruent Contraceptive Use

Note. Error bars represent 90% HDIs. Y-axes are zoomed in to enhance readability. HDI = highest density interval; HC = hormonal contraceptive.

Sensitivity to Unobserved Confounders

We estimated the robustness of the effects of hormonal contraceptives and congruent contraceptive use in light of potential unobserved confounders. Sensitivity analysis suggested that the influence of unobserved confounders would need to be nearly 1.5 times as strong as the influence of observed confounders to fully account for the effect of hormonal contraceptives on frequency of vaginal intercourse, and nearly as strong as the influence of observed confounders to fully account for the effect of hormonal contraceptives on frequency of masturbation. Even when taking into account the broad range of included observed confounders (demography, personality, and romantic relationship information) it seems plausible that unobserved confounders might exist that would fully explain the reported effects of hormonal contraceptives on frequency of vaginal intercourse and frequency of masturbation. Besides potential unobserved selection effects, we now consider three additional possible challenges: reverse causality, attrition effects, and further unobserved confounders.

Selection Effects and Reverse Causality

There was a positive effect of hormonal contraceptive use on frequency of vaginal intercourse. Although frequency of vaginal intercourse was measured after contraception in the diary, it is somewhat habitual and thus sta-

ble. Reverse causality might therefore be at play, even after excluding women who were not sexually active and therefore not using hormonal contraception. Women who have sex more frequently might place a larger premium on safety and convenience for contraception. Higher frequency of vaginal intercourse is associated with a higher risk of (unwanted) pregnancy, and therefore safe contraception is even more important, especially if a woman does not want to forego sexual intercourse or use additional contraceptive methods. In addition, higher frequency of vaginal intercourse affects economic considerations: At higher sexual frequencies, the pill can be cheaper than condoms. Reverse causation would explain why there are effects on behavior (frequency of vaginal intercourse) but not on the psychological outcomes that might be expected to precede the behavior in the causal chain (libido and sexual satisfaction). A similar, if slightly more speculative, explanation could be plausible for frequency of masturbation. If women who have sexual intercourse only infrequently eschew the pill and its cost and side effects, they might instead opt to use condoms. If these women have the same level of libido as women who have sex more frequently, they might masturbate more. Because the stable component of some of these outcomes could be quite large, these are plausible unobserved confounders, and repeated longitudinal data would be needed to adjust for them.

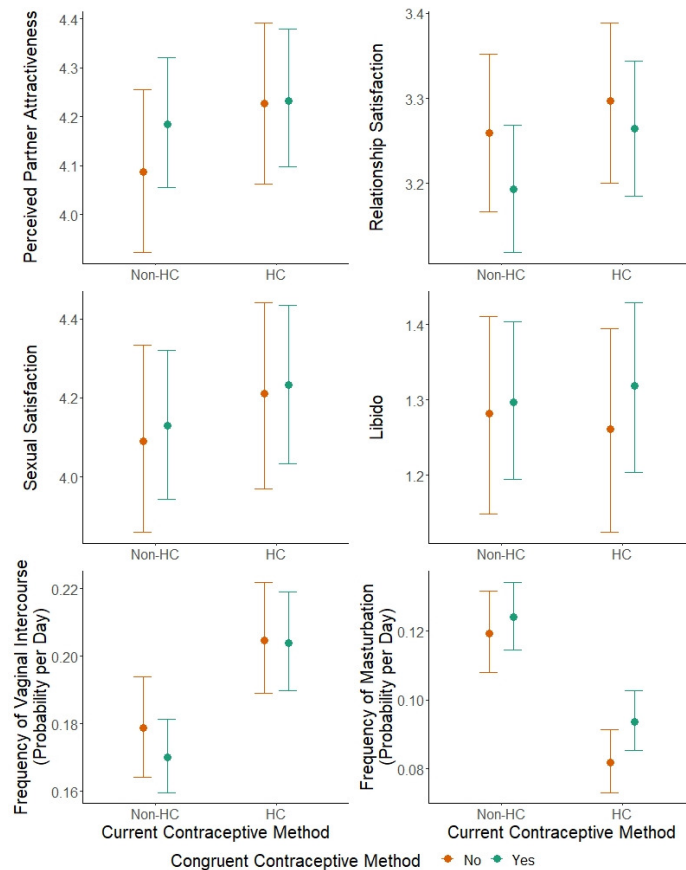


Figure 7. Predicted Means and 90% HDIs for Current Contraceptive Method and Congruent Contraceptive Use Controlled for Observed Selection Effects

Note. Error bars represent 90% HDI. Y-axes are zoomed in to enhance readability. HDI = highest density interval; HC = hormonal contraceptive.

Attrition Effects

Unlike our study, RCTs reported negative effects of hormonal contraceptives on libido, sexual arousal, and sexual pleasure (Graham et al., 1995; Zethraeus et al., 2016) as well as on general well-being (Zethraeus et al., 2017). One potential reason for the positive effect of hormonal contraceptives on frequency of vaginal intercourse reported in our study and in earlier correlational studies (Alexander et al., 1990; Caruso et al., 2005; McCoy & Matyas, 1996) are attrition effects. As Graham (2019) noted, there is great variability in women's experiences with hormonal contraceptives, with reports of negative, positive, and no effects. Women with negative experiences were more likely to stop using hormonal contraceptives (Bancroft & Sartorius, 1990; Sanders et al., 2001), and discontinuation rates are high. For instance, 11.6% of Swedish women who took hormonal contraceptives for the first time stopped using them within six months (Josefsson et al., 2013). Predictors of discontinuation include emotional side effects, worsening of the premenstrual syndrome, decreased frequency of sexual thoughts, and decreased psychosexual arousability (Sanders et al., 2001). Women with depressive and premenstrual complaints tend to discontinue hormonal contraceptive use, leaving the remaining users with greater reported well-being (Bancroft & Sartorius, 1990). Therefore, it is likely that empirical, correlative evidence suggesting positive ef-

fects of hormonal contraceptives on sexual functioning stems at least in part from the fact that women with negative experiences of hormonal contraceptives switch to other contraceptive methods. Much of the current evidence on positive effects of hormonal contraceptives might thus rest on samples skewed toward women who have already tailored their contraception regimen to their experiences with hormonal contraceptives; reported correlations could even be the reverse of the average causal effect. This may also be the case in our study: The estimated effect of hormonal contraceptives may not equal their average effect because women with negative experiences of hormonal contraceptives had already stopped taking them. Women who continued using hormonal contraceptives would be more likely to have had positive experiences with them, which would result in an overall positive relationship between hormonal contraceptive use and frequency of vaginal intercourse based on correlational data masking negative causal effects on average. Analyses on the congruency of contraceptive use at the time of meeting the current partner can only partly address this, as participants were generally old enough to have been able to try out different methods of contraception before meeting their current partner. This limitation implies that estimated effects should not be expected to generalize to the experiences of women using hormonal contraceptives for the first time. Attrition effects could be studied using longitudinal data. In addition, re-

search on women using hormonal contraceptives for the first time could provide more information on how preferences for contraceptives form.

Further Unobserved Confounders

Besides the already included selection and outcome variables, frequency of vaginal intercourse has been found to relate to less restricted sociosexuality (Grøntvedt et al., 2020), increased satisfaction with own body image (Ackard et al., 2000), and increased satisfaction with life (Muise et al., 2016) in women. Frequency of masturbation has been found to be positively associated with less restricted sociosexuality (Velten & Margraf, 2017), body acceptance and orgasm frequency (Burri & Carvalheira, 2019), and greater importance of sex and higher levels of general anxiety and depression (Rowland et al., 2020) in women. Regnerus et al. (2017) reported a negative relationship between frequency of masturbation and contentment with sexual frequency.

While some of these potential unobserved confounders were not measured in the available dataset (in particular orgasm frequency, importance of sex, anxiety, depression, and contentment with sexual frequency), others would have been available (in particular sociosexuality, general life satisfaction, and satisfaction with own body image) but we decided not to include them in the current study to prevent controlling for potential colliders or mediators (Rohrer, 2018). Nevertheless, they could be strong unobserved confounders that could explain the observed links between hormonal contraceptive use and frequency of vaginal intercourse and frequency of masturbation. For example, higher desire for penetrative intercourse could lead to higher frequency of vaginal intercourse. At the same time, it could lead to the decision to use hormonal contraceptives because they are among the safest contraceptive methods available. Body acceptance could lead to higher frequency of masturbation and, at the same time, to the decision to use no/nonhormonal contraceptives in order to avoid artificial hormones. Therefore, even though our study quantitatively estimated the needed strength of unobserved confounders, it is unable to definitively rule out the possibility that the observed relationships are due to the influence of potential unobserved confounders. In future research on larger samples, more pointed comparisons of contraceptives with similar Pearl indices indicating the effectiveness of this birth control (e.g., the pill and intrauterine devices) might answer some of these questions, and again, examining within-subject changes in sexuality in longitudinal data would reduce some of the concerns about potential unobserved confounders.

Causal Effects of Hormonal Contraceptives on Frequency of Vaginal Intercourse and Frequency of Masturbation?

Our study provides evidence for a positive effect of hormonal contraceptives on frequency of vaginal intercourse and a negative effect of hormonal contraceptives on frequency of masturbation. Both effects were somewhat at-

tenuated when adjusting for observed confounders. Fairly strong unobserved confounders would be necessary to nullify or reverse the remaining effects but some plausible candidates exist. The questions of reverse causality, selection effects, and attrition effects regarding the reported effects persist.

Limitations and Strengths

Our study was not without limitations: First, while the total sample size of our study was relatively large, the sample sizes used for the analyses—especially those investigating effects of congruent contraceptive use—were too small to reach a definite conclusion about potential effects. Second, even though our study provides valuable insights into the links between contraceptive use, relationship quality, and sexual functioning, the conclusions based on correlational data remain inconclusive about any putative causal effect of hormonal contraceptives.

Nevertheless, our study had several key strengths: First, even though conclusions remain cautious because of the available sample size, the size of the sample still exceeds domain standards. Second, measures for libido, frequency of vaginal intercourse, and frequency of masturbation were based on diary reports, which have been shown to be more reliable than retrospective behavior measurements (McAuliffe et al., 2007) and described as the gold standard for measuring sexual frequency by Graham et al. (2003). Third, by providing a directed acyclic graph, controlling for observed confounding, and estimating the sensitivity to unobserved confounding, this study is better positioned than previous correlational work to disentangle selection effects from causal effects.

Constraints on Generality

Following the guidelines on constraints on generality (Simons et al., 2017) the following four factors reduce the broad generalizability of the current results: First, the sample studied consisted of heterosexual WEIRD (Henrich et al., 2010) women with a high proportion of undergraduate psychology students. Although our main explanation assumes a universal biological mechanism for the results, different absolute hormone levels in less prosperous and well-nourished populations (Vitzthum, 2009) might affect the frequency of ovulation and hence the observable effect size. Moreover, some of our alternative explanations (such as reverse causality) may be much more dependent on circumstances. Second, even though the gold standard for measuring sexual frequency and masturbation frequency by using diary reports was applied, all results are purely based on self-reports and generalizability to other measures might be limited. Third, from a temporal perspective the composition of hormonal contraceptives (e.g., the dosage of estrogen and progestin) has changed over the decades and will change further in the future. If the reported effects are due to certain estrogen or progestin dosages, results might not be replicable based on samples from different times.

Table 5. Sensitivity Analyses for Effects of Hormonal Contraceptives

Uncontrolled model								
Outcome	Unstandardized Effect size	SE	df	t	$R^2_{Y-D X}$	$RV_{q=1}$	$RV_{q=1, \alpha=0.05}$	
Perceived partner attractiveness	0.08	0.05	772	1.56	0.3%	5.5%	0%	
Relationship satisfaction	0.08	0.03	772	2.73	1.0%	9.4%	2.7%	
Sexual satisfaction	0.11	0.08	772	1.39	0.3%	4.9%	0%	
Libido	0.02	0.04	966	0.53	0%	1.7%	0%	
Frequency of vaginal intercourse	0.04	0.01	895	3.96	1.7%	12.4%	6.4%	
Frequency of masturbation	-0.04	0.01	895	-5.14	2.9%	15.8%	10.1%	
Controlled model including observed confounders								
Outcome	Unstandardized Effect size	SE	df	t	$R^2_{Y-D X}$	$RV_{q=1}$	$RV_{q=1, \alpha=0.05}$	
Perceived partner attractiveness	0.09	0.06	756	1.54	0.3%	5.4%	0%	
Relationship satisfaction	0.06	0.03	756	1.80	0.4%	6.3%	0%	
Sexual satisfaction	0.11	0.08	756	1.39	0.3%	4.9%	0%	
Libido	0.01	0.04	949	0.16	0%	0.5%	0%	
Frequency of vaginal intercourse	0.02	0.01	878	2.94	1.0%	9.4%	3.2%	
Frequency of masturbation	-0.03	0.01	878	-3.49	1.4%	11.1%	5.0%	

Note. Results are based on frequentist analyses. Substantial significant predictors based on Bayesian analyses are in bold.

$R^2_{Y-D|X}$ = partial R^2 of the predictor with the outcome; $RV_{q=1}$ = robustness value for bringing the point estimate of the predictor exactly to zero (percentage of residual variance of both the predictor and the outcome that unobserved confounders would have to explain to bring the point estimate to zero); $RV_{q=1, \alpha=0.05}$ = robustness value for testing the null hypothesis that the coefficient of the predictor is zero (percentage of residual variance of both the predictor and the outcome that unobserved confounders would have to explain for bringing the point estimate to a range where it is no longer statistically different from 0, at the significance level of 0.05).

Table 6. Sensitivity Analyses for Effects of Hormonal Contraceptives, Congruent Contraceptive Use, and Their Interaction

Uncontrolled model								
Outcome	Predictor	Unstandardized Effect size	SE	Df	t	R ² _{Y-D X}	RV _{q=1}	RV _{q=1, α=0.05}
Perceived partner attractiveness	HCs	0.17	0.09		1.90	0.5%	6.6%	0%
	Congruency	0.14	0.08	770	1.82	0.4%	6.4%	0%
	Interaction	-0.13	0.11		-1.22	0.2%	4.3%	0%
Relationship satisfaction	HCs	0.05	0.05		0.97	0.1%	3.4%	0%
	Congruency	-0.10	0.04	770	-2.37	0.7%	8.2%	1.5%
	Interaction	0.06	0.06		0.89	0.1%	3.2%	0%
Sexual satisfaction	HCs	0.18	0.13		1.46	0.3%	5.1%	0%
	Congruency	0.15	0.11	770	1.40	0.3%	4.9%	0%
	Interaction	-0.08	0.16		-0.48	0%	1.7%	0%
Libido	HCs	-0.00	0.07		-0.05	0%	0.2%	0%
	Congruency	0.08	0.06	628	1.26	0.3%	4.9%	0%
	Interaction	-0.03	0.09		-0.31	0%	1.2%	0%
Frequency of vaginal intercourse	HCs	0.03	0.02		1.59	0.4%	6.2%	0%
	Congruency	0.02	0.02	618	1.09	0.2%	4.3%	0%
	Interaction	-0.02	0.0"		-0.09	0%	0.3%	0%
Frequency of masturbation	HCs	-0.04	0.02		-2.75	1.2%	10.5%	3.1%
	Congruency	0.01	0.01	618	0.53	0%	2.1%	0%
	Interaction	0.01	0.02		0.35	0%	1.4%	0%
Controlled model including observed confounders								
Outcome	Predictor	Unstandardized Effect size	SE	Df	t	R ² _{Y-D X}	RV _{q=1}	RV _{q=1, α=0.05}
Perceived partner attractiveness	HCs	0.14	0.09		1.54	0.3%	5.4%	0%
	Congruency	0.10	0.08	754	1.22	0.2%	4.3%	0%
	Interaction	-0.09	0.11		-0.78	0.1%	2.8%	0%
Relationship satisfaction	HCs	0.04	0.05		0.72	0.1%	2.6%	0%
	Congruency	-0.07	0.05	754	-1.49	0.3%	5.3%	0%
	Interaction	0.04	0.06		0.56	0%	2.0%	0%
Sexual satisfaction	HCs	0.12	0.13		0.91	0.1%	3.3%	0%
	Congruency	0.04	0.11	754	0.33	0%	1.2%	0%

Hormonal Contraception and Sexuality: Causal Effects, Unobserved Selection, or Reverse Causality?

	Interaction	-0.13	0.16		-0.08	0%	0.3%	0%
	HCs	-0.02	0.07		-0.30	0%	1.2%	0%
Libido	Congruency	0.02	0.06	612	0.25	0%	1.0%	0%
	Interaction	0.04	0.09		0.48	0%	1.9%	0%
	HCs	0.02	0.02		1.08	0.2%	4.3%	0%
Frequency of vaginal intercourse	Congruency	-0.01	0.02	602	-0.31	0%	1.2%	0%
	Interaction	0.02	0.02		0.73	0.1%	2.9%	0%
	HCs	-0.04	0.02		-2.69	1.2%	10.4%	2.9%
Frequency of masturbation	Congruency	0.00	0.01	602	0.08	0%	0.3%	0%
	Interaction	0.02	0.02		0.74	0.1%	3%	0%

Note. Results are based on frequentist analyses. Substantial significant predictors based on Bayesian analyses are in bold.

HCs = hormonal contraceptives; $R^2_{Y-D|X}$ = partial R^2 of the predictor with the outcome; $RV_{q=1}$ = robustness value for bringing the point estimate of the predictor exactly to zero (percentage of residual variance of both the predictor and the outcome that unobserved confounders would have to explain to bring the point estimate to zero); $RV_{q=1, \alpha=0.05}$ = robustness value for testing the null hypothesis that the coefficient of the predictor is zero (percentage of residual variance of both the predictor and the outcome that unobserved confounders would have to explain for bringing the point estimate to a range where it is no longer statistically different from 0, at the significance level of 0.05).

Future Research

Even after rigorous control for selection variables and considering the role of potential unobserved confounders, cross-sectional, correlational data seems insufficient to answer the question of whether hormonal contraceptive use causally affects women's relationship quality and sexual functioning.

Conducting a RCT with a nonhormonal contraceptive placebo control group would be the most straightforward way to investigate causal effects of hormonal contraceptive use. Using the RCTs considering effects of the pill on libido, sexual arousal, and sexual pleasure (Graham et al., 1995; Zethraeus et al., 2016) as well as general well-being (Zethraeus et al., 2017) as role models, a RCT with a broader focus on relationship quality as an outcome could be conducted. In addition, instead of measuring overall sexual functioning retrospectively, a diary survey measuring libido, frequency of vaginal intercourse, and frequency of masturbation could be administered across at least three months, including a time window before and after the experimental treatment. The research focus could be broadened further by including not only the pill but other hormonal contraceptives (e.g., hormonal implants).

One problem of RCTs is that participants need to use nonhormonal contraceptive methods on top of hormonal contraceptives—otherwise placebo control groups would have no pregnancy protection. While Graham et al. (1995) only recruited women who had been sterilized or whose partners had been vasectomized, Zethraeus et al. (2016, 2017) included all women, and free condoms were distributed to prevent pregnancies (there were two pregnancies in the control group). The need to use additional contraceptive methods might mask some of the positive effects of hormonal contraceptives on relationship quality and sexual functioning (e.g., spontaneity).

Although RCTs are the superior approach for assessing the causal effects of the intervention, they have limited ecological validity when it comes to studying the processes of selection and attrition. These processes, by which women try out different contraceptive methods, are crucial for women's satisfaction with their chosen contraception and how well they can tailor it to their individual needs. However, these processes presumably occur over much longer time frames.

Two issues we encountered could be solved by using longitudinal panel data. First, many hypotheses were undecidable because the sample size in the current study was too small. Second, attrition effects and reverse causality could not be eliminated as possible alternative explanations. Large longitudinal panel datasets would make it possible to investigate the effect of hormonal contraceptives use while controlling for potential confounders using propensity score matching. Attrition effects could be investigated by analyzing differences between women who continue and discontinue using hormonal contraceptives. To eliminate potential reverse causality, adjustment for the stable component of certain outcomes (e.g., sexual satisfaction) is necessary.

Conclusion

We found evidence that the use of hormonal contraceptives positively predicts frequency of vaginal intercourse and negatively predicts frequency of masturbation. Evidence for association of hormonal contraceptives with perceived partner attractiveness, relationship satisfaction, sexual satisfaction, and libido, as well as for the congruency hypothesis was weak, but uncertain. These results were robust to the inclusion of observed confounders. Unobserved confounders would need to have a strong influence to nullify or reverse the observed relationships; however, some are plausible and could be assessed with longitudinal data. This study disentangled potential causal effects of hormonal contraceptives on frequency of vaginal intercourse and frequency of masturbation from selection effects to some extent but further research is needed to incorporate attrition effects and reverse causality.

Contributions

Laura J. Botzet (LJB), Tanja M. Gerlach (TMG), Lars Penke (LP), and Ruben C. Arslan (RCA) made substantial contributions to the conception and design of the current study. TMG, Julie C. Driebe (JCD), LP, and RCA were involved in the conception of the *Goettingen Ovulatory Cycle Diaries 2* and data collection. LJB and RCA analyzed the current data and jointly interpreted the results. LJB drafted the article and TMG, LP, JCD, and RCA revised it critically. LJB, TMG, JCD, LP, and RCA approved the final version of this manuscript to be published.

Funding Information

Data collection of the *Goettingen Ovulatory Cycle Diaries* was partially funded by the Leibniz ScienceCampus Primate Cognition Göttingen. We acknowledge support by the Open Access Funds of the Göttingen University.

Acknowledgements

We would like to thank everybody involved in the *Goettingen Ovulatory Cycle Diaries 2*, especially Julia Ostner, and Julia Stern. In addition, we thank Dorle Schaper, who wrote her Bachelor's thesis about selection effects of contraceptive methods based on data from the *Goettingen Ovulatory Cycle Diaries 2*. Finally, we would like to thank Deb Ain for her careful editing. All remaining errors are ours.

Competing Interests

No competing interests exist.

Supplemental Material

The Supplemental Material mentioned throughout this manuscript is available in "Supplemental Material: Psychological Effects of Hormonal Contraception" uploaded as a Word document with this submission. This manuscript also contains supporting information online at <https://lau->

[rabotzet.github.io/effects_of_contraception](https://github.com/rabotzet/effects_of_contraception)
<https://osf.io/rqxxsa/>.

Data Accessibility Statement

We cannot share the data publicly due to the sensitive nature of sexual diary studies. Therefore, we uploaded a synthetic dataset to the Open Science Framework (<https://osf.io/rqxxsa/>) that mimics many of the central fea-

and tures of the real data, including means and bivariate associations. It can therefore be used to write code to test and build models using realistic fake data. Upon request we can share the partially anonymised data with anyone who has a valid reason and agrees not to attempt to re-identify the data.

Submitted: March 06, 2021 PDT, Accepted: October 04, 2021 PDT



This is an open-access article distributed under the terms of the Creative Commons Attribution 4.0 International License (CCBY-4.0). View this license's legal deed at <http://creativecommons.org/licenses/by/4.0> and legal code at <http://creativecommons.org/licenses/by/4.0/legalcode> for more information.

REFERENCES

- Ackard, D. M., Kearney - Cooke, A., & Peterson, C. B. (2000). Effect of body image and self - image on women's sexual behaviors. *International Journal of Eating Disorders*, 28(4), 422–429. [https://doi.org/10.1002/1098-108X\(200012\)28:4%3c422::AID-EAT10%3e3.0.CO;2-1](https://doi.org/10.1002/1098-108X(200012)28:4%3c422::AID-EAT10%3e3.0.CO;2-1)
- Alexander, G. M., Sherwin, B. B., Bancroft, J., & Davidson, D. W. (1990). Testosterone and sexual behavior in oral contraceptive users and nonusers: A prospective study. *Hormones and Behavior*, 24(3), 388–402. [https://doi.org/10.1016/0018-506x\(90\)90017-r](https://doi.org/10.1016/0018-506x(90)90017-r)
- Alvergne, A., & Lummaa, V. (2010). Does the contraceptive pill alter mate choice in humans? *Trends in Ecology & Evolution*, 25(3), 171–179. <http://doi.org/10.1016/j.tree.2009.08.003>
- Arslan, R. C., Driebe, J., Stern, J., Gerlach, T. M., Ostner, J., & Penke, L. (2016). Goettingen Ovulatory Cycle Diaries 2. *Open Science Framework*. <https://doi.org/10.17605/OSF.IO/D3AVF>
- Arslan, R. C., Driebe, J., Stern, J., Gerlach, T. M., Ostner, J., & Penke, L. (2020). Goettingen Ovulatory Cycle Diaries 2. *Open Science Framework*. <https://doi.org/10.17605/OSF.IO/D3AVF>
- Arslan, R. C., Reitz, A. C., Driebe, J. C., Gerlach, T. M., & Penke, L. (2020). Routinely randomize potential sources of measurement reactivity to estimate and adjust for biases in subjective reports. *Psychological Methods*, 26(2), 175–185. <https://doi.org/10.1037/met0000294>
- Arslan, R. C., Schilling, K. M., Gerlach, T. M., & Penke, L. (2018). Using 26,000 diary entries to show ovulatory changes in sexual desire and behavior. *Journal of Personality and Social Psychology*. Advance online publication. <https://doi.org/10.1037/pspp0000208>
- Arslan, R. C., Walther, M. P., & Tata, C. S. (2020). formr: A study framework allowing for automated feedback generation and complex longitudinal experience-sampling studies using R. *Behavior Research Methods*, 52(1), 376–387. <https://doi.org/10.3758/s13428-019-01236-y>
- Bancroft, J., & Sartorius, N. (1990). The effects of oral contraceptives on well-being and sexuality. *Oxford Reviews of Reproductive Biology*, 12, 57–92. https://www.researchgate.net/profile/Norman_Sartorius/publication/21081034_The_effects_of_oral_contraceptives_on_well-being_and_sexuality/links/58947202aca27231daf8b914/The-effects-of-oral-contraceptives-on-well-being-and-sexuality.pdf
- Bancroft, J., Sherwin, B. B., Alexander, G. M., Davidson, D. W., & Walker, A. (1991). Oral contraceptives, androgens, and the sexuality of young women: I. A comparison of sexual experience, sexual attitudes, and gender role in oral contraceptive users and nonusers. *Archives of Sexual Behavior*, 20(2), 105–120. <https://doi.org/10.1007/bf01541938>
- Birnbaum, G. E., Zholtack, K., Mizrahi, M., & Ein-Dor, T. (2019). The bitter pill: Cessation of oral contraceptives enhances the appeal of alternative mates. *Evolutionary Psychological Science*, 5(3), 276–285. <https://doi.org/10.1007/s40806-018-00186-6>
- Boozalis, A., Tutlam, N. T., Chrisman Robbins, C., & Peipert, J. F. (2016). Sexual desire and hormonal contraception. *Obstetrics and Gynecology*, 127(3), 563–572. <https://doi.org/10.1097/aog.0000000000001286>
- Both, S., Lew-Starowicz, M., Luria, M., Sartorius, G., Maseroli, E., Tripodi, F., Lowenstein, L., Nappi, R. E., Corona, G., Reisman, Y., & Vignozzi, L. (2019). Hormonal contraception and female sexuality: position statements from the European Society of Sexual Medicine (ESSM). *The Journal of Sexual Medicine*, 16(11), 1681–1695. <https://doi.org/10.1016/j.jsxm.2019.08.005>
- Botzet, L. J. (2020). *Psychological effects of hormonal contraception: Supportive website*. https://laurabotzet.github.io/effects_of_contraception
- Bundeszentrale für gesundheitliche Aufklärung. (2011). *Verhütungsverhalten Erwachsener – Ergebnisse der Repräsentativbefragung [Contraceptive behavior of adults: Results of the representative study]*. <https://www.bzga.de/infomaterialien/sexualaufklaerung/sexualaufklaerung/verhuetungsverhalten-erwachsener-2011/>
- Bürkner, P. C. (2017). brms: An R package for Bayesian multilevel models using Stan. *Journal of Statistical Software*, 80(1), 1–28. <https://doi.org/10.18637/jss.v080.i01>
- Burri, A., & Carvalheira, A. (2019). Masturbatory behavior in a population sample of German women. *The Journal of Sexual Medicine*, 16(7), 963–974. <https://doi.org/10.1016/j.jsxm.2019.04.015>
- Burrows, L. J., Basha, M., & Goldstein, A. T. (2012). The effects of hormonal contraceptives on female sexuality: A review. *The Journal of Sexual Medicine*, 9(9), 2213–2223. <https://doi.org/10.1111/j.1743-6109.2012.02848.x>
- Carpenter, B., Gelman, A., Hoffman, M. D., Lee, D., Goodrich, B., Betancourt, M., Brubaker, M., Guo, J., Li, P., & Riddell, A. (2017). Stan: A probabilistic programming language. *Journal of Statistical Software*, 76(1). <https://doi.org/10.18637/jss.v076.i01>
- Caruso, S., Agnello, C., Intelisano, G., Farina, M., Di Mari, L., Sparacino, L., & Cianci, A. (2005). Prospective study on sexual behavior of women using 30 µg ethinylestradiol and 3 mg drospirenone oral contraceptive. *Contraception*, 72(1), 19–23. <https://doi.org/10.1016/j.contraception.2005.02.002>

- Caruso, S., Sareri, M. I., Agnello, C., Romano, M., Lo Presti, L., Malandrino, C., & Cianci, A. (2011). Conventional vs. extended-cycle oral contraceptives on the quality of sexual life: Comparison between two regimens containing 3 mg drospirenone and 20 µg ethinyl estradiol. *The Journal of Sexual Medicine*, 8(5), 1478–1485. <https://doi.org/10.1111/j.1743-6109.2011.02208.x>
- Cinelli, C., Ferwerda, J., & Hazlett, C. (2020). *sensemkr: Sensitivity Analysis Tools for Regression Models* (R package version 0.1.3). <https://CRAN.R-project.org/package=sensemkr>
- Cinelli, C., & Hazlett, C. (2020). Making sense of sensitivity: Extending omitted variable bias. *Journal of the Royal Statistical Society: Series B (Statistical Methodology)*, 82(1), 39–67. <https://doi.org/10.1111/rssb.12348>
- Cobey, K. D., Buunk, A. P., Roberts, S. C., Klipping, C., Appels, N., Zimmerman, Y., Coelingh Bennink, H. J. T., & Pollet, T. V. (2012). Reported jealousy differs as a function of menstrual cycle stage and contraceptive pill use: A within-subjects investigation. *Evolution and Human Behavior*, 33(4), 395–401. <https://doi.org/10.1016/j.evolhumbehav.2011.12.001>
- Cobey, K. D., Little, A. C., & Roberts, S. C. (2015). Hormonal effects on women's facial masculinity preferences: The influence of pregnancy, postpartum, and hormonal contraceptive use. *Biological Psychology*, 104, 35–40. <https://doi.org/10.1016/j.biopsycho.2014.11.002>
- Cobey, K. D., Pollet, T. V., Roberts, S. C., & Buunk, A. P. (2011). Hormonal birth control use and relationship jealousy: Evidence for estrogen dosage effects. *Personality and Individual Differences*, 50(2), 315–317. <https://doi.org/10.1016/j.paid.2010.09.012>
- Cobey, K. D., Roberts, S. C., & Buunk, A. P. (2013). Hormonal contraceptive congruency: Implications for relationship jealousy. *Personality and Individual Differences*, 55(5), 569–573. <https://doi.org/10.1016/j.paid.2013.04.031>
- Cronbach, L. J. (1951). Coefficient alpha and the internal structure of tests. *Psychometrika*, 16(3), 297–334. <http://doi.org/10.1007/bf02310555>
- Davis, A. R., & Castaño, P. M. (2004). Oral contraceptives and libido in women. *Annual Review of Sex Research*, 15(1), 297–320. <https://doi.org/10.1080/10532528.2004.10559822>
- Egarter, C., Topcuoglu, M. A., Imhof, M., & Huber, J. (1999). Low dose oral contraceptives and quality of life. *Contraception*, 59(5), 287–291. [https://doi.org/10.1016/s0010-7824\(99\)00040-2](https://doi.org/10.1016/s0010-7824(99)00040-2)
- Feinberg, D. R., DeBruine, L. M., Jones, B. C., & Little, A. C. (2008). Correlated preferences for men's facial and vocal masculinity. *Evolution and Human Behavior*, 29(4), 233–241. <https://doi.org/10.1016/j.evolhumbehav.2007.12.008>
- Fleischman, D. S., Navarrete, C. D., & Fessler, D. M. T. (2010). Oral contraceptives suppress ovarian hormone production. *Psychological Science*, 21(5), 750–752. <https://doi.org/10.1177/0956797610368062>
- French, J. E., & Meltzer, A. L. (2020). The implications of changing hormonal contraceptive use after relationship formation. *Evolution and Human Behavior*, 41(4), 274–283. <https://doi.org/10.1016/j.evolhumbehav.2020.04.003>
- Gangestad, S. W., Dinh, T., Grebe, N. M., Del Giudice, M., & Thompson, M. E. (2019a). Psychological cycle shifts redux, once again: response to Stern et al., Roney, Jones et al., and Higham. *Evolution and Human Behavior*, 40(6), 537–542. <https://doi.org/10.1016/j.evolhumbehav.2019.08.008>
- Gangestad, S. W., Dinh, T., Grebe, N. M., Del Giudice, M., & Thompson, M. E. (2019b). Psychological cycle shifts redux: Revisiting a preregistered study examining preferences for muscularity. *Evolution and Human Behavior*, 40(6), 501–516. <https://doi.org/10.1016/j.evolhumbehav.2019.05.005>
- Geary, D. C., DeSoto, M. C., Hoard, M. K., Sheldon, M. S., & Cooper, M. L. (2001). Estrogens and relationship jealousy. *Human Nature*, 12(4), 299–320. <https://doi.org/10.1007/s12110-001-1001-2>
- Gildersleeve, K., Haselton, M. G., & Fales, M. R. (2014). Do women's mate preferences change across the ovulatory cycle? A meta-analytic review. *Psychological Bulletin*, 140(5), 1205–1259. <https://doi.org/10.1037/a0035438>
- Goldin, C., & Katz, L. F. (2002). The power of the pill: Oral contraceptives and women's career and marriage decisions. *Journal of Political Economy*, 110(4), 730–770. <https://doi.org/10.1086/340778>
- Graham, C. A. (2019). The pill and women's sexuality. *BMJ*, 364, 1335. <https://doi.org/10.1136/bmj.1335>
- Graham, C. A., Catania, J. A., Brand, R., Duong, T., & Canchola, J. A. (2003). Recalling sexual behavior: A methodological analysis of memory recall bias via interview using the diary as the gold standard. *The Journal of Sex Research*, 40(4), 325–332. <https://doi.org/10.1080/00224490209552198>
- Graham, C. A., Ramos, R., Bancroft, J., Maglaya, C., & Farley, T. M. (1995). The effects of steroidal contraceptives on the well-being and sexuality of women: A double-blind, placebo-controlled, two-centre study of combined and progestogen-only methods. *Contraception*, 52(6), 363–369. [https://doi.org/10.1016/0010-7824\(95\)00226-x](https://doi.org/10.1016/0010-7824(95)00226-x)
- Graham, C. A., & Sherwin, B. B. (1993). The relationship between mood and sexuality in women using an oral contraceptive as a treatment for premenstrual symptoms. *Psychoneuroendocrinology*, 18(4), 273–281. [https://doi.org/10.1016/0306-4530\(93\)90024-f](https://doi.org/10.1016/0306-4530(93)90024-f)
- Greco, T., Graham, C. A., Bancroft, J., Tanner, A., & Doll, H. A. (2007). The effects of oral contraceptives on androgen levels and their relevance to premenstrual mood and sexual interest: A comparison of two triphasic formulations containing norgestimate and either 35 or 25 µg of ethinyl estradiol. *Contraception*, 76(1), 8–17. <https://doi.org/10.1016/j.contraception.2007.04.002>

- Grøntvedt, T. V., Kennair, L. E. O., & Bendixen, M. (2020). How intercourse frequency is affected by relationship length, relationship quality, and sexual strategies using couple data. *Evolutionary Behavioral Sciences*, 14(2), 147–159. <https://doi.org/10.1037/ebs000173>
- Grosz, M. P., Rohrer, J. M., & Thoemmes, F. (2020). The taboo against explicit causal inference in nonexperimental psychology. *Perspectives on Psychological Science*, 15(5), 1243–1255. <https://doi.org/10.1177/1745691620921521>
- Harris, C. R., Chabot, A., & Mickes, L. (2013). Shifts in methodology and theory in menstrual cycle research on attraction. *Sex Roles*, 69(9), 525–535. <https://doi.org/10.1007/s11199-013-0302-3>
- Harris, G. (2010, May 3). It started more than one revolution. *The New York Times*. <https://www.nytimes.com/2010/05/04/health/04pill.html>
- Henrich, J., Heine, S. J., & Norenzayan, A. (2010). The weirdest people in the world? *Behavioral and Brain Sciences*, 33(2–3), 61–83. <https://doi.org/10.1017/s0140525x0999152x>
- Higham, J. P. (2019). A comparative perspective on measures of cycle phase, and how they relate to cues, signals, and mating behavior: A commentary on Gangestad, Dinh, Grebe, Del Giudice, and Emery Thompson (2019). *Evolution and Human Behavior*, 40(6), 533–536. <https://doi.org/10.1016/j.evolhumbehav.2019.08.007>
- Jern, P., Kärnä, A., Hujanen, J., Erlin, T., Gunst, A., Rautaheimo, H., Öhman, E., Roberts, S. C., & Zietsch, B. P. (2018). A high-powered replication study finds no effect of starting or stopping hormonal contraceptive use on relationship quality. *Evolution and Human Behavior*, 39(4), 373–379. <https://doi.org/10.1016/j.evolhumbehav.2018.02.008>
- Jones, B. C., Hahn, A. C., & DeBruine, L. M. (2018). Ovulation, sex hormones, and women's mating psychology. *Trends in Cognitive Sciences*, 23(1), 51–62. <https://doi.org/10.1016/j.tics.2018.10.008>
- Jones, B. C., Hahn, A. C., Fisher, C. I., Wang, H., Kandrik, M., Han, C., Fasolt, V., Morrison, D., Lee, A. J., Holzleitner, I. J., O'Shea, K. J., Roberts, S. C., Little, A. C., & DeBruine, L. M. (2018). No compelling evidence that preferences for facial masculinity track changes in women's hormonal status. *Psychological Science*, 29(6), 996–1005. <https://doi.org/10.1177/0956797618760197>
- Josefsson, A., Wiréhn, A.-B., Lindberg, M., Foldemo, A., & Brynhildsen, J. (2013). Continuation rates of oral hormonal contraceptives in a cohort of first-time users: A population-based registry study, Sweden 2005–2010. *BMJ Open*, 3(10), e003401. <https://doi.org/10.1136/bmjopen-2013-003401>
- Jünger, J., Kordsmeyer, T. L., Gerlach, T. M., & Penke, L. (2018). Fertile women evaluate male bodies as more attractive, regardless of masculinity. *Evolution and Human Behavior*, 39(4), 412–423. <https://doi.org/10.1016/j.evolhumbehav.2018.03.007>
- Jünger, J., Motta-Mena, N. V., Cardenas, R., Bailey, D., Rosenfield, K. A., Schild, C., Penke, L., & Puts, D. A. (2018). Do women's preferences for masculine voices shift across the ovulatory cycle? *Hormones and Behavior*, 106, 122–134. <https://doi.org/10.1016/j.yhbeh.2018.10.008>
- Kelly, S., Davies, E., Fearn, S., McKinnon, C., Carter, R., Gerlinger, C., & Smithers, A. (2010). Effects of oral contraceptives containing ethinylestradiol with either drospirenone or levonorgestrel on various parameters associated with well-being in healthy women. *Clinical Drug Investigation*, 30(5), 325–336. <https://doi.org/10.2165/11535450-000000000-00000>
- Kruschke, J. K. (2018). Rejecting or accepting parameter values in Bayesian estimation. *Advances in Methods and Practices in Psychological Science*, 1(2), 270–280. <https://doi.org/10.1177/2515245918771304>
- Læssøe, N. C., Wählin, S., Kristensen, E., Pedersen, A. T., & Giraldi, A. (2014). Combined hormonal contraception and women's sexual function: A cross-sectional pilot study in a cohort of Danish women. *Obstetrics and Gynecology: An International Journal*, 616630. <https://doi.org/10.5171/2014.616630>
- Lang, F. R., Lüdtke, O., & Asendorpf, J. B. (2001). Testgüte und psychometrische Äquivalenz der deutschen Version des Big Five Inventory (BFI) bei jungen, mittelalten und alten Erwachsenen [Test performance and psychometric equivalence of the German version of the Big Five Inventory (BFI) in young, middle-aged, and old adults]. *Diagnostica*, 47(3), 111–121. <https://doi.org/10.1026/0012-1924.47.3.111>
- Lee, J.-J. M. L., Low, L. L., & Ang, S. B. (2017). Oral contraception and female sexual dysfunction in reproductive women. *Sexual Medicine Reviews*, 5(1), 31–44. <https://doi.org/10.1016/j.sxmr.2016.06.001>
- Lindh, I., Blohm, F., Andersson-Ellström, A., & Milsom, I. (2009). Contraceptive use and pregnancy outcome in three generations of Swedish female teenagers from the same urban population. *Contraception*, 80(2), 163–169. <https://doi.org/10.1016/j.contraception.2009.01.019>
- Lisofsky, N., Riediger, M., Gallinat, J., Lindenberger, U., & Kühn, S. (2016). Hormonal contraceptive use is associated with neural and affective changes in healthy young women. *Neuroimage*, 134, 597–606. <https://doi.org/10.1016/j.neuroimage.2016.04.042>
- Little, A. C., Burriss, R. P., Petrie, M., Jones, B. C., & Roberts, S. C. (2013). Oral contraceptive use in women changes preferences for male facial masculinity and is associated with partner facial masculinity. *Psychoneuroendocrinology*, 38(9), 1777–1785. <https://doi.org/10.1016/j.psyneuen.2013.02.014>
- Little, A. C., Jones, B. C., Penton-Voak, I. S., Burt, D. M., & Perrett, D. I. (2002). Partnership status and the temporal context of relationships influence human female preferences for sexual dimorphism in male face shape. *Proceedings of the Royal Society of London B: Biological Sciences*, 269(1496), 1095–1100. <https://doi.org/10.1098/rspb.2002.1984>

- Lundberg, I., Johnson, R., & Stewart, B. M. (2021). What is your estimand? Defining the target quantity connects statistical evidence to theory. *American Sociological Review*, *86*(3), 532–565. <https://doi.org/10.1177/00031224211004187>
- Makowski, D., Ben-Shachar, M. S., & Lüdtke, D. (2019). bayestestR: Describing effects and their uncertainty, existence and significance within the Bayesian framework. *Journal of Open Source Software*, *4*(40), 1541. <https://doi.org/10.21105/joss.01541>
- Marcinkowska, U. M., Hahn, A. C., Little, A. C., DeBruine, L. M., & Jones, B. C. (2019). No evidence that women using oral contraceptives have weaker preferences for masculine characteristics in men's faces. *PLOS ONE*, *14*(1), e0210162. <https://doi.org/10.1371/journal.pone.0210162>
- Mark, K. P., Leistner, C. E., & Garcia, J. R. (2016). Impact of contraceptive type on sexual desire of women and of men partnered to contraceptive users. *The Journal of Sexual Medicine*, *13*(9), 1359–1368. <https://doi.org/10.1016/j.jsxm.2016.06.011>
- McAuliffe, T. L., DiFranceisco, W., & Reed, B. R. (2007). Effects of question format and collection mode on the accuracy of retrospective surveys of health risk behavior: A comparison with daily sexual activity diaries. *Health Psychology*, *26*(1), 60–67. <https://doi.org/10.1037/0278-6133.26.1.60>
- McCoy, N. L., & Matyas, J. R. (1996). Oral contraceptives and sexuality in university women. *Archives of Sexual Behavior*, *25*(1), 73. <https://doi.org/10.1007/bf02437907>
- McDonald, R. P. (1999). *Test theory: A unified treatment*. Lawrence Erlbaum Associates.
- Muise, A., Schimmack, U., & Impett, E. A. (2016). Sexual frequency predicts greater well-being, but more is not always better. *Social Psychological and Personality Science*, *7*(4), 295–302. <https://doi.org/10.1177/1948550615616462>
- Nowok, B., Raab, G. M., & Dibben, C. (2016). synthpop: Bespoke creation of synthetic data in R. *Journal of Statistical Software*, *74*(11), 1–26. <https://doi.org/10.18637/jss.v074.i11>
- Oranratanaphan, S., & Taneepanichskul, S. (2006). A double blind randomized control trial, comparing effect of drospirenone and gestodene to sexual desire and libido. *Journal of the Medical Association of Thailand*, *89*(4), 17–22. <https://pdfs.semanticscholar.org/f426/e6cac8a255632df21482b25e09a7a6350876.pdf>
- Panzer, C., Wise, S., Fantini, G., Kang, D., Munarriz, R., Guay, A., & Goldstein, I. (2006). Impact of oral contraceptives on sex hormone-binding globulin and androgen levels: A retrospective study in women with sexual dysfunction. *The Journal of Sexual Medicine*, *3*(1), 104–113. <https://doi.org/10.1111/j.1743-6109.2005.00198.x>
- Pastor, Z., Holla, K., & Chmel, R. (2013). The influence of combined oral contraceptives on female sexual desire: A systematic review. *The European Journal of Contraception & Reproductive Health Care*, *18*(1), 27–43. <https://doi.org/10.3109/13625187.2012.728643>
- Pearl, J. (1995). Causal diagrams for empirical research. *Biometrika*, *82*(4), 669–688. <https://doi.org/10.1093/biomet/82.4.669>
- Pletzer, B., Kronbichler, M., Aichhorn, M., Bergmann, J., Ladurner, G., & Kerschbaum, H. H. (2010). Menstrual cycle and hormonal contraceptive use modulate human brain structure. *Brain Research*, *1348*, 55–62. <https://doi.org/10.1016/j.brainres.2010.06.019>
- Quintana, D. S. (2020). A synthetic dataset primer for the biobehavioural sciences to promote reproducibility and hypothesis generation. *ELife*, *9*, e53275. <https://doi.org/10.7554/elife.53275>
- R Core Team. (2013). *R: A language and environment for statistical computing*. R Foundation for Statistical Computing. <http://www.R-project.org>
- Regnerus, M., Price, J., & Gordon, D. (2017). Masturbation and partnered sex: Substitutes or complements? *Archives of Sexual Behavior*, *46*(7), 2111–2121. <https://doi.org/10.1007/s10508-017-0975-8>
- Roberts, S. C., Cobey, K. D., Klapilová, K., & Havlíček, J. (2013). An evolutionary approach offers a fresh perspective on the relationship between oral contraception and sexual desire. *Archives of Sexual Behavior*, *42*(8), 1369–1375. <https://doi.org/10.1007/s10508-013-0126-9>
- Roberts, S. C., Cobey, K. D., Klapilova, K., & Havlicek, J. (2014). Oral contraception and romantic relationships—from the lab to the real world. *Human Ethology Bulletin*, *29*(3), 4–13. <https://dspace.stir.ac.uk/bitstream/1893/21181/1/Human%20Ethology%202014.pdf>
- Roberts, S. C., Klapilová, K., Little, A. C., Burriss, R. P., Jones, B. C., DeBruine, L. M., Petrie, M., & Havlíček, J. (2012). Relationship satisfaction and outcome in women who meet their partner while using oral contraception. *Proceedings of the Royal Society of London B: Biological Sciences*, *279*(1732), 1430–1436. <https://doi.org/10.1098/rspb.2011.1647>
- Roberts, S. C., Little, A. C., Burriss, R. P., Cobey, K. D., Klapilová, K., Havlíček, J., Jones, B. C., DeBruine, L. M., & Petrie, M. (2014). Partner choice, relationship satisfaction, and oral contraception: The congruency hypothesis. *Psychological Science*, *25*(7), 1497–1503. <https://doi.org/10.1177/0956797614532295>
- Rohrer, J. M. (2018). Thinking clearly about correlations and causation: Graphical causal models for observational data. *Advances in Methods and Practices in Psychological Science*, *1*(1), 27–42. <https://doi.org/10.1177/2515245917745629>
- Roney, J. R. (2019). On the use of log transformations when testing hormonal predictors of cycle phase shifts: Commentary on Gangestad, Dinh, Grebe, Del Giudice, and Emery Thompson (2019). *Evolution and Human Behavior*, *40*(6), 526–530. <https://doi.org/10.1016/j.evolhumbehav.2019.08.006>
- Rowland, D. L., Kolba, T. N., McNabney, S. M., Uribe, D., & Hevesi, K. (2020). Why and How Women Masturbate, and the Relationship to Orgasmic Response. *Journal of Sex & Marital Therapy*, *46*(4), 361–376. <https://doi.org/10.1080/0092623x.2020.1717700>

- Russell, V. M., McNulty, J. K., Baker, L. R., & Meltzer, A. L. (2014). The association between discontinuing hormonal contraceptives and wives' marital satisfaction depends on husbands' facial attractiveness. *Proceedings of the National Academy of Sciences*, *111*(48), 17081–17086. <https://doi.org/10.1073/pnas.1414784111>
- Sabatini, R., & Cagiano, R. (2006). Comparison profiles of cycle control, side effects and sexual satisfaction of three hormonal contraceptives. *Contraception*, *74*(3), 220–223. <https://doi.org/10.1016/j.contraception.2006.03.022>
- Sanders, S. A., Graham, C. A., Bass, J. L., & Bancroft, J. (2001). A prospective study of the effects of oral contraceptives on sexuality and well-being and their relationship to discontinuation. *Contraception*, *64*(1), 51–58. [https://doi.org/10.1016/s0010-7824\(01\)00218-9](https://doi.org/10.1016/s0010-7824(01)00218-9)
- Schaffir, J. (2006). Hormonal contraception and sexual desire: A critical review. *Journal of Sex & Marital Therapy*, *32*(4), 305–314. <https://doi.org/10.1080/00926230600666311>
- Schleifenbaum, L., Driebe, J. C., Gerlach, T. M., Penke, L., & Arslan, R. C. (2021). Women feel more attractive before ovulation: Evidence from a large-scale online diary study. *Evolutionary Human Sciences*, 1–34. <https://doi.org/10.1017/ehs.2021.44>
- Simmons, J. P., Nelson, L. D., & Simonsohn, U. (2011). False-positive psychology: Undisclosed flexibility in data collection and analysis allows presenting anything as significant. *Psychological Science*, *22*(11), 1359–1366. <https://doi.org/10.1177/0956797611417632>
- Simons, D. J., Shoda, Y., & Lindsay, D. S. (2017). Constraints on generality (COG): A proposed addition to all empirical papers. *Perspectives on Psychological Science*, *12*(6), 1123–1128. <https://doi.org/10.1177/1745691617708630>
- Skrzypulec, V., & Drosdzol, A. (2008). Evaluation of the quality of life and sexual functioning of women using a 30- μ g ethinyloestradiol and 3-mg drospirenone combined oral contraceptive. *The European Journal of Contraception & Reproductive Health Care*, *13*(1), 49–57. <https://doi.org/10.1080/13625180701712406>
- Spector, I. P., Carey, M. P., & Steinberg, L. (1996). The Sexual Desire Inventory: Development, factor structure, and evidence of reliability. *Journal of Sex & Marital Therapy*, *22*(3), 175–190. <https://doi.org/10.1080/00926239608414655>
- Stern, J., Arslan, R. C., Gerlach, T. M., & Penke, L. (2019). No robust evidence for cycle shifts in preferences for men's bodies in a multiverse analysis: A response to Gangestad, Dinh, Grebe, Del Giudice, and Emery Thompson (2019). *Evolution and Human Behavior*, *40*(6), 517–525. <https://doi.org/10.1016/j.evolhumbehav.2019.08.005>
- Stern, J., Gerlach, T. M., & Penke, L. (2020). Probing ovulatory-cycle shifts in women's preferences for men's behaviors. *Psychological Science*, *31*(4), 424–436. <https://doi.org/10.1177/0956797619882022>
- Stern, J., Kordsmeyer, T. L., & Penke, L. (2021). A longitudinal evaluation of ovulatory cycle shifts in women's mate attraction and preferences. *Hormones and Behavior*, *128*, 104916. <https://doi.org/10.1016/j.yhbeh.2020.104916>
- Stern, J., & Penke, L. (in press). Ovulatory cycle effects and hormonal influences on women's mating psychology. In D. M. Buss & P. Durkee (Eds.), *Handbook of Human Mating*. Oxford University Press.
- Strufaldi, R., Pompei, L. M., Steiner, M. L., Cunha, E. P., Ferreira, J. A. S., Peixoto, S., & Fernandes, C. E. (2010). Effects of two combined hormonal contraceptives with the same composition and different doses on female sexual function and plasma androgen levels. *Contraception*, *82*(2), 147–154. <https://doi.org/10.1016/j.contraception.2010.02.016>
- Taggart, T. C., Eaton, N. R., Keyes, K. M., Hammett, J. F., & Ulloa, E. C. (2018). Oral contraceptive use is associated with greater mood stability and higher relationship satisfaction. *Neurology, Psychiatry and Brain Research*, *30*, 154–162. <https://doi.org/10.1016/j.npbr.2018.10.004>
- United Nations, Department of Economic and Social Affairs, Population Division. (2019). *Contraceptive Use by Method 2019: Data Booklet* (ST/ESA/SER.A/435). https://www.un.org/development/desa/pd/sites/www.un.org/development/desa/pd/files/files/documents/2020/jan_un_2019_contraceptiveusebymethod_databooklet.pdf
- Vehtari, A., Mononen, T., Tolvanen, V., Sivula, T., & Winther, O. (2016). Bayesian leave-one-out cross-validation approximations for Gaussian latent variable models. *The Journal of Machine Learning Research*, *17*(1), 3581–3618. <https://doi.org/10.5555/2946645.3007056>
- Velten, J., & Margraf, J. (2017). Satisfaction guaranteed? How individual, partner, and relationship factors impact sexual satisfaction within partnerships. *PLoS ONE*, *12*(2), e0172855. <https://doi.org/10.1371/journal.pone.0172855>
- Vitzthum, V. J. (2009). The ecology and evolutionary endocrinology of reproduction in the human female. *American Journal of Physical Anthropology*, *140*(49), 95–136. <https://doi.org/10.1002/ajpa.21195>
- Vitzthum, V. J., & Ringheim, K. (2005). Hormonal Contraception and Physiology: A Research-based Theory of Discontinuation Due to Side Effects. *Studies in Family Planning*, *36*(1), 13–32. <https://doi.org/10.1111/j.1728-4465.2005.00038.x>
- Walker, A., & Bancroft, J. (1990). Relationship between premenstrual symptoms and oral contraceptive use: A controlled study. *Psychosomatic Medicine*, *52*(1), 86–96. <https://doi.org/10.1097/00006842-199001000-00007>
- Wallwiener, C. W., Wallwiener, L.-M., Seeger, H., Schönfisch, B., Mueck, A. O., Bitzer, J., Zipfel, S., Brucker, S. Y., Taran, F.-A., & Wallwiener, M. (2015). Are hormonal components of oral contraceptives associated with impaired female sexual function? A questionnaire-based online survey of medical students in Germany, Austria, and Switzerland. *Archives of Gynecology and Obstetrics*, *292*(4), 883–890. <https://doi.org/10.1007/s00404-015-3726-x>

- Wallwiener, M., Wallwiener, L.-M., Seeger, H., Mueck, A. O., Zipfel, S., Bitzer, J., & Wallwiener, C. W. (2010). Effects of sex hormones in oral contraceptives on the female sexual function score: A study in German female medical students. *Contraception*, *82*(2), 155–159. <https://doi.org/10.1016/j.contraception.2009.12.022>
- Welling, L. L. M., Puts, D. A., Roberts, S. C., Little, A. C., & Burriss, R. P. (2012). Hormonal contraceptive use and mate retention behavior in women and their male partners. *Hormones and Behavior*, *61*(1), 114–120. <https://doi.org/10.1016/j.yhbeh.2011.10.011>
- Westhoff, C. L., Heartwell, S., Edwards, S., Ziemann, M., Stuart, G., Cwiak, C., Davis, A., Robilotto, T., Cushman, L., & Kalmuss, D. (2007). Oral contraceptive discontinuation: Do side effects matter? *American Journal of Obstetrics and Gynecology*, *196*(4), 412.e1-412.e7. <https://doi.org/10.1016/j.ajog.2006.12.015>
- Wiegratz, I., Kutschera, E., Lee, J. H., Moore, C., Mellinger, U., Winkler, U. H., & Kuhl, H. (2003). Effect of four different oral contraceptives on various sex hormones and serum-binding globulins. *Contraception*, *67*(1), 25–32. [https://doi.org/10.1016/s0010-7824\(02\)00436-5](https://doi.org/10.1016/s0010-7824(02)00436-5)
- Wood, W., Kressel, L., Joshi, P. D., & Louie, B. (2014). Meta-analysis of menstrual cycle effects on women's mate preferences. *Emotion Review*, *6*(3), 229–249. <http://doi.org/10.1177/1754073914523073>
- Zethraeus, N., Dreber, A., Ranerhill, E., Blomberg, L., Labrie, F., von Schoultz, B., Johannesson, M., & Hirschberg, A. L. (2016). Combined oral contraceptives and sexual function in women—a double-blind, randomized, placebo-controlled trial. *The Journal of Clinical Endocrinology & Metabolism*, *101*(11), 4046–4053. <https://doi.org/10.1210/jc.2016-2032>
- Zethraeus, N., Dreber, A., Ranerhill, E., Blomberg, L., Labrie, F., von Schoultz, B., Johannesson, M., & Hirschberg, A. L. (2017). A first-choice combined oral contraceptive influences general well-being in healthy women: A double-blind, randomized, placebo-controlled trial. *Fertility and Sterility*, *107*(5), 1238–1245. <https://doi.org/10.1016/j.fertnstert.2017.02.120>
- Zimmerman, Y., Eijkemans, M. J. C., Coelingh Bennink, H. J. T., Blankenstein, M. A., & Fauser, B. C. J. M. (2014). The effect of combined oral contraception on testosterone levels in healthy women: A systematic review and meta-analysis. *Human Reproduction Update*, *20*(1), 76–105. <https://doi.org/10.1093/humupd/dmt038>

SUPPLEMENTARY MATERIALS

Peer Review History

Download: https://collabra.scholasticahq.com/article/29039-hormonal-contraception-and-sexuality-causal-effects-unobserved-selection-or-reverse-causality/attachment/72984.docx?auth_token=efK6WXbYucRfrW8B9SJK

Supplementary Material

Download: https://collabra.scholasticahq.com/article/29039-hormonal-contraception-and-sexuality-causal-effects-unobserved-selection-or-reverse-causality/attachment/72985.docx?auth_token=efK6WXbYucRfrW8B9SJK
